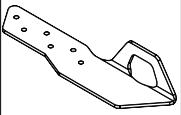


# PERMANENT ROOF ANCHOR

## A278200 USER INSTRUCTIONS - APPENDIX B

Model	Photo	Description	Minimum Breaking Strength	Material	Compliance Standards
A728200		Stainless Steel, permanent anchor connector, single piece construction	5,000 pounds (22 kN)	1/2 inch (3 mm) Stainless steel	ANSI Z359.1 - 2007 OSHA 29 CFR 1910 and 1926

### Roof Anchor Warnings and Limitations:

1. Roof anchor must be installed in accordance with the previously discussed site plan.
2. A728200 roof anchor must be installed a minimum of 2 feet (0.6 m) from any roof edge.

### Attaching A728200 Roof Anchor:

1. Position the roof anchor on the roof such that the six (6) mounting holes are over a framing member. Note the orientation of the connection loop top edge. It should be parallel to the longitudinal direction of the framing member and fall direction. See Figure B-1.

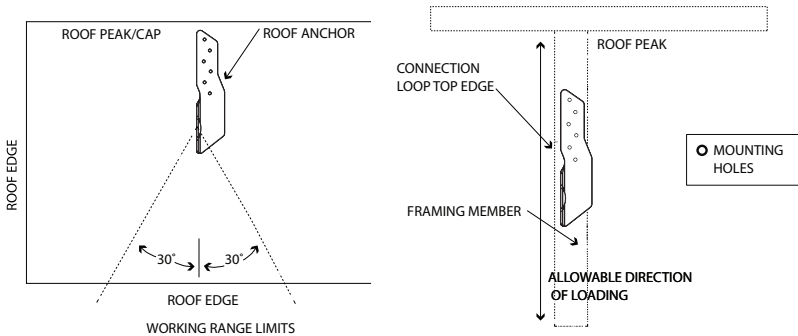


Figure B-1



**Warning:**  
**Prior to installation, ensure roof anchor is not damaged or warped. If any damage or defects are found, IMMEDIATELY remove roof anchor from service. If the roof anchor is not installed properly, it will not hold the rated loads and serious injury or death could occur.**

- 2. Only use six (6) 3 inch spiral nails or framing screws. All six (6) screws MUST be used and fully embedded into framing member and engage the roof sheathing and rafter or truss by at least 2 1/2 inches (63.5 mm). See Figure B-2.

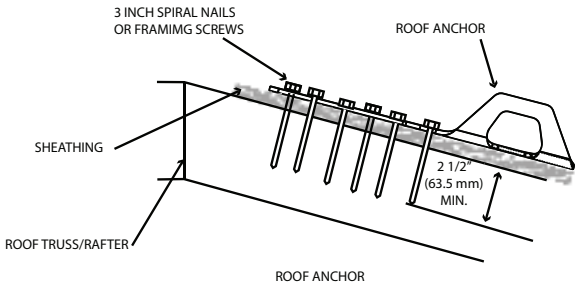


Figure B-2



# PERMANENT ROOF ANCHOR

## A278200 USER INSTRUCTIONS - APPENDIX B

### Connecting to the Roof Anchor:

Connection to the installed roof anchor may be made using a self-locking snap hook or self-locking and self-closing carabiner only. Do not use a knot to connect a lifeline to the roof anchor. Never pass the lanyard or lifeline through the roof anchor connection loop and hook back into the lanyard or lifeline.

### Labeling:

The following label should be securely fixed to the roof anchor and fully legible.

	<b>Maximum Capacity:</b> 310 lb. <b>Capacidad máxima:</b> 140 kg
<b>Model:</b> <b>Modelo:</b> A728200 Mk 1	<b>Year of Manufacture:</b> <b>Año de la fabricación:</b>
<b>Material:</b> Stainless Steel <b>Materiales:</b> Acero Inoxidable	<b>Standards/Estándares:</b> ANSI Z359.1-2007, OSHA 1910-1926 93 Werner Road, Greenville, PA 16125 888-523-3371
<b>Warning:</b> User must follow manufacturer's instructions included with the equipment at the time of shipment from the manufacturer. Refer to the instruction manual for proper installation and stability and compatibility limitations. Inspect prior to use. <b>Advertencia:</b> El usuario debe seguir las instrucciones del fabricante incluidas con el equipo al tiempo de embarque del productor. Refiera al manual de la instrucción para las limitaciones apropiadas de la instalación y de la estabilidad y de la compatibilidad. Inspeccione antes de usar.	
© 2017 Werner Co. PN 114233-01 Rev A 7/17 Patented	



Werner Co. Fall Protection  
93 Werner Rd. Greenville, PA 16125  
724-588-2000 • 888-523-3371 toll free/ llamada gratuita • 888-456-8458 fax