

For assistance or replacement parts please contact:

The Simply3® Company

9450 Rosemont Drive  
Streetsboro, OH 44241

1-866-855-0100

www.simply3.com

## ENGLISH

OBSERVE THE FOLLOWING STATEMENTS AND WARNINGS TO REDUCE THE LIKELIHOOD OF SERIOUS OR FATAL INJURY.

SAVE THIS SHEET FOR FUTURE REFERENCE.

### WARNING:

- Adult assembly required
- Do not stand on or in wheelbarrow. Use care on slopes and inclined surfaces

- **Maximum Capacity:** 4 cubic feet

- **Cleaning Instructions:**

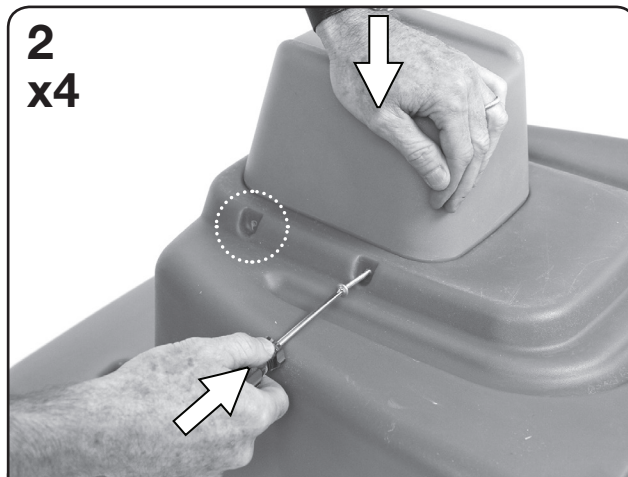


General Cleaning: Use mild soapy water.

## TOOLS REQUIRED








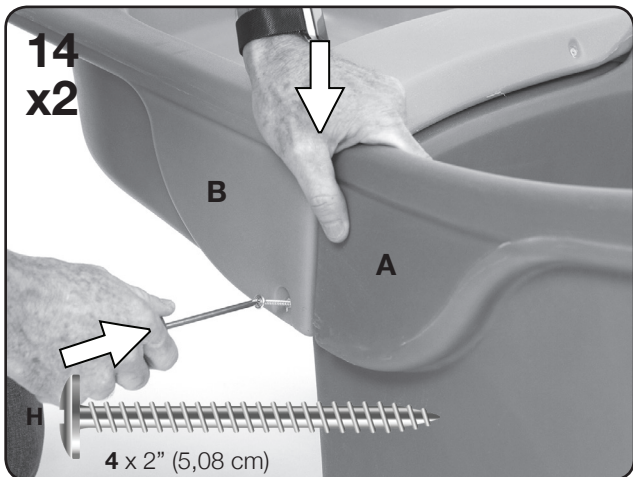



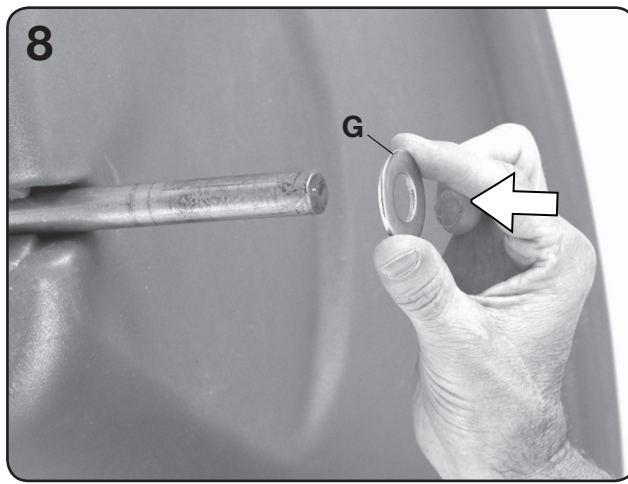

- Phillips Head Screwdriver
- Hammer
- Safety Glasses

## PARTS LIST



Repeat on other side.





Dispose of plastic cap nut tools (I) when finished securing both back and front cap nuts.

