


































DIGITAL CLAMP METERS



FEATURES	CL120	CL220	CL320	CL390	CL460S	CL490	CL445	CL710	CL810	CL900	CL910
 Drop Protection	6.5 ft. (2m)	6.5 ft. (2m)	6.5 ft. (2m)	6.5 ft. (2m)	6.5 ft. (2m)	6.5 ft. (2m)	6.5 ft. (2m)	6.5 ft. (2m)	6.5 ft. (2m)	6.5 ft. (2m)	6.5 ft. (2m)
 Ingress Protection	-	-	-	-	-	-	-	IP40	IP40	IP40	IP40
 Safety	CAT III 600V	CAT III 600V	CAT III 600V	CAT III 600V	CAT III 600V	CAT III 600V	CAT IV 600V CAT III 750V	CAT IV 600V CAT III 1000V	CAT IV 600V CAT III 1000V	CAT IV 600V CAT III 1000V	CAT IV 600V CAT III 2000V
 AC Voltage (Volts)	600V	600V	600V	600V	600V	600V	750V	1000V	1000V	1000V	2000V
 DC Voltage (Volts)	600V	600V	600V	600V	600V	600V	600V	1000V	1000V	1000V	2000V
 AC Current (Amps)	400A	400A	400A	400A	400A	400A	600A	600A	600A	2000A	2000A
 DC Current (Amps)	-	-	-	400A	400A	400A	-	600A	600A	2000A	2000A
 Ohms (Resistance)	20MΩ	20MΩ	40MΩ	40MΩ	40MΩ	40MΩ	60MΩ	60MΩ	60MΩ	60MΩ	60MΩ
 AC Millivolts	●	●	●	●	●	●	●	●	●	-	●
 DC Millivolts	●	●	●	●	●	●	●	●	●	●	●
 DC Microamps	-	-	200μA	200μA	400μA	200μA	600μA	-	200μA	-	200μA
 True RMS	-	●	●	●	●	●	●	●	●	●	●
 Audible Continuity	●	●	●	●	●	●	●	●	●	●	●
 LCD Backlight	●	●	●	Backlit Hi-Vis Reverse Contrast (FFSTN)			●	Backlit Hi-Vis Reverse Contrast (FFSTN)		●	Backlit Hi-Vis Reverse Contrast (FFSTN)
 Lighted Dial	-	-	-	-	-	-	-	●	●	-	●
 Temperature	-	-40° - 1832°F (-40° - 1000°C)	-40° - 1832°F (-40° - 1000°C)	-40° - 1832°F (-40° - 1000°C)	-40° - 1832°F (-40° - 1000°C)	-40° - 1832°F (-40° - 1000°C)	-148° - 1832°F (-100° - 1000°C)	-	-40° - 1832°F (-40° - 1000°C)	-	-14° - 1000°F (-26° - 538°C)
 Inrush Current	-	-	-	-	-	-	600A	-	600A	2000A	2000A
 Non-Contact Voltage Testing	●	●	●	●	●	●	●	●	●	●	●
 Auto Ranging	●	●	●	●	●	●	●	●	●	●	●
 Range Hold	●	●	●	●	●	●	●	●	●	●	●
 Data Hold	●	●	●	●	●	●	●	●	●	●	●
 Diode Test	-	-	●	●	●	●	●	●	●	●	●
 Capacitance Test	-	-	4000μF	4000μF	4000μF	4000μF	6000μF	6000μF	6000μF	6000μF	6000μF
 Frequency / Duty Cycle	-	-	10Hz - 60kHz 0.1% to 99.9% (≤10kHz)	10Hz - 60kHz 0.1% to 99.9% (≤10kHz)	10Hz - 60kHz 0.1% to 99.9% (≤10kHz)	10Hz - 60kHz 0.1% to 99.9% (≤10kHz)	10Hz - 60kHz 0.1% to 99.9% (≤10kHz)	10Hz - 60kHz 0.1% to 99.9% (≤10kHz)	10Hz - 60kHz 0.1% to 99.9% (≤10kHz)	10Hz - 60kHz 0.1% to 99.9% (≤10kHz)	10Hz - 60kHz 0.1% to 99.9% (≤10kHz)
 Max / Min	Max Only	Max Only	●	●	●	●	●	●	●	●	●
 Relative/Zero	-	-	-	●	●	●	-	●	●	●	●
 Magnet	Available As Accessory	Available As Accessory	Available As Accessory	Available As Accessory	Available As Accessory	Available As Accessory	Available As Accessory	Available As Accessory	Available As Accessory	Available As Accessory	Available As Accessory
 Worklight	-	-	-	-	-	-	●	-	●	-	●
 Lead Holder	●	●	●	●	●	●	●	●	●	●	●
 Auto-Power Off	●	●	●	●	●	●	●	●	●	●	●
 Low Battery Indicator	●	●	●	●	●	●	●	●	●	●	●
 LCD Display Count	2000	2000	4000	4000	4000	4000	6000	6000	6000	6000	6000
 Batteries	3 x AAA	3 x AAA	3 x AAA	3 x AAA	3 x AAA	2 x AA	3 x AAA	3 x AAA	3 x AAA	2 x AAA	2xAA
Case Included	●	●	●	●	●	●	●	●	●	●	●
Dual Display	-	-	-	-	-	●	-	-	-	-	-
Smart Mode	-	-	-	-	●	-	-	-	-	-	-