

INSTALLATION AND USER INSTRUCTIONS

Small Animal Feeder

Metal | 5LB-Capacity




TABLE OF CONTENTS

Package contents	3
Instructions	4
Contact Information	BACK COVER

PACKAGE CONTENTS



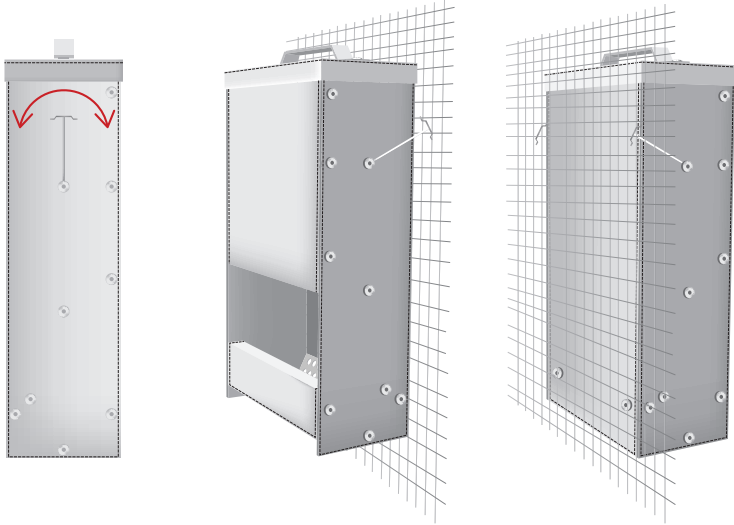
1x metal feeder with clips



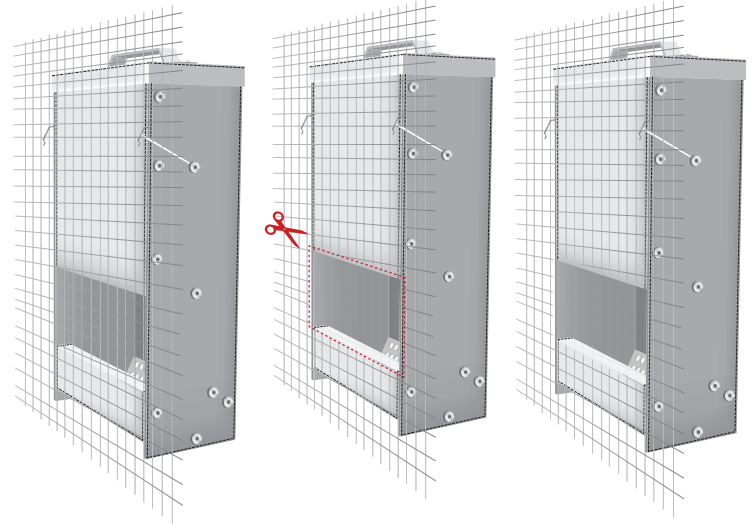
1x lid with handle

INSTRUCTIONS

1. Mount the feeder using the clips on both sides. You may turn the clips either left or right.



2. To mount the feeder on the opposite side, cut the net across the hole of the feeder for access.





RentACoop®

QUESTIONS?

CONTACT OUR
EGG - S P E R T S

info@rentacoop.com

1 800-642-3571

M-F 9-5 EST



@rentacoop
#rentacoop