

**Test Report**

Number: 221101788SHA-001

Report from Intertek Testing Services Ltd., Shanghai

**ISTA 6 - Amazon.com – SIOC – A Test Report\_External**  
**VERSION DATE: 5/9/2018**

**ITEM INFORMATION**

Vendor/Seller Name: Snow Joe,LLC  
ASIN: B079Z1YL1Q  
Item: Reel Mower\MJ503M

**Certification Passed:**

- Pass: Tier 1 - Frustration Free Packaging (FFP)
- Pass: Tier 2- Ships in Own Container (SIOC)
- Pass: Tier 3- Enforced Over Box (EOB)

**LAB INFORMATION**

**Testing Lab:** Intertek Testing Services Ltd, Zhejiang

**Location:** Building No.2, Juanhu Science and Technology Innovation Park, No. 500 East Shuiyueting Road, Haining City, Zhejiang Province,China

**Date of Test:** Nov 28, 2022

**ISTA Member/ Lab Tech:** 10692/ Ray Qu

**TEST RESULTS**

**Tested Item Summary**

Number of Samples Tested	Number of Samples Passed	Number of Samples Failed
1	1	0

Prepared and checked by:



Lime Li  
Certification Engineer  
Intertek Testing Services Shanghai



**Test Report**

Number: 221101788SHA-001

Tests Conducted

**Post Test Comments:**

<b>Overview</b>	The package Passed the packaging test criteria with no visible damage noted per ISTA 6-Amazon.com-SIOC-Type A.
<b>Product Condition</b>	The product inside the carton box was not damaged after testing.
<b>Packaging Condition</b>	The packaging materials inside the carton box were not damaged after testing

**LAB TEST REQUEST {filled out by requestor}**

<b>Test Requestor</b>	SUMEC Hardware & Tools Co., Ltd
<b>Project Name</b>	ISTA 6-Amazon.com-SIOC-Type A
<b>Submission Date</b>	Nov 28,2022
<b>Due Date</b>	Dec 06,2022

ASIN	Manufacturer	Description
B079Z1YL1Q	SUMEC Hardware & Tools Co., Ltd	Reel Mower/MJ503M

<b>Package Dimension</b>	Catalog Dims: / <b>Actual dims and girth measured by lab:21.5in.(L) x 19.75in.(W) x 11.0in.(H) and 83.0in.(G)</b>
<b>Package Weight</b>	Catalog Weight / <b>Actual weight by lab:28.16lbs</b>
<b>Classification 1</b>	SIOC
<b>Classification 2</b>	Parcel
<b>Test Type</b>	ISTA 6 –Amazon.com SIOC - A
<b>Fragile/Non-Fragile</b>	Non-Fragile
<b>Value Add Packaging (VAP)</b>	Yes
<b>Value Add Packaging (VAP) Info</b>	Material specifications: Master carton, plastic bag, EPE, pulp edge protector
<b>Total Test Samples</b>	1 unit
<b>Additional Notes</b>	N/A

**Test Report**

Number: 221101788SHA-001


Tests Conducted

**PRE-TEST INSPECTION {filled out by lab}**

<b>Product Condition</b>	Package was not opened before testing to review product
<b>Package Condition</b>	Package was not opened before testing and the carton box was in good condition.
<b>Package Condition before testing</b>	<input checked="" type="checkbox"/> ORIGINAL as arrived in the lab for testing <input type="checkbox"/> NEW re-packaged with new materials before testing
<b>Corrugated Info (Box Cert if available)</b>	N/A Actual BST by lab:125PSI(D/W)
<b>Dunnage Info</b>	Master carton, plastic bag, EPE, pulp edge protector
<b>Additional Notes</b>	N/A

**PRE-TEST PICTURES**

Six sides of the ASIN package should be numbered and photographed. If a box cert is present it should be taken and recorded. Isometric picture views should be taken as called out below. Pictures of special call outs and or damage should have description of location and detailed information in the text box below the picture.





**Test Report**

Number: 221101788SHA-001

Tests Conducted

**PRE-TEST PICTURES {to be continued}**

N/A		
<b>Box Cert (If Applicable)</b>	<b>ISO #1 Side 1/2/5</b>	<b>ISO #2 Sides 3/4/6</b>

**TEST DETAIL**

Items in black were completed and values updated.

Test	Value	P/F	P/F	P/F	P/F	P/F	OBSERVATIONS
<b>BLOCK 1:Temp and Humidity</b>	<b>18.5°C,55%RH</b>	<b>P</b>	<b>NA</b>	<b>NA</b>	<b>NA</b>	<b>NA</b>	<b>Ambient Lab Temp 12+ hours</b>
BLOCK 2: Drop 1-7	18 INCHES	P	NA	NA	NA	NA	
BLOCK 2: Drop 8	36 INCHES	P	NA	NA	NA	NA	
BLOCK 2: Drop 9	18 INCHES	P	NA	NA	NA	NA	
BLOCK 12: Vib with Top Load Face 3	145 Lbs	P	NA	NA	NA	NA	
BLOCK 12: Vib with Top Load Face 4	75 Lbs	P	NA	NA	NA	NA	
BLOCK 12: Vib with Top Load Face 6	70 Lbs	P	NA	NA	NA	NA	
BLOCK 12: Vib Face 3 (Pick-Up Truck)	0 Lbs	P	NA	NA	NA	NA	
BLOCK 15: Drop 10-15	18 INCHES	P	NA	NA	NA	NA	
BLOCK 15: Drop 16	36 INCHES	P	NA	NA	NA	NA	
BLOCK 15: Drop 17	18 INCHES	P	NA	NA	NA	NA	
BLOCK 21: Rotational Edge Drop	NA	NA	NA	NA	NA	NA	
BLOCK 22: Full Rotational Flat Drop	NA	NA	NA	NA	NA	NA	
BLOCK 23: Bridge Impact	NA	NA	NA	NA	NA	NA	
BLOCK 24: Concentrated Edge Impact	NA	NA	NA	NA	NA	NA	
BLOCK 25: Leak Test	NA	NA	NA	NA	NA	NA	



**Test Report**

Number: 221101788SHA-001

Tests Conducted

**TEST PICTURES**

Pictures should be taken of each block test set up along with a post picture taken of the item at the end of each test block. Additional pictures of damage should have locations noted, size of damages measured, and written in text box below them.



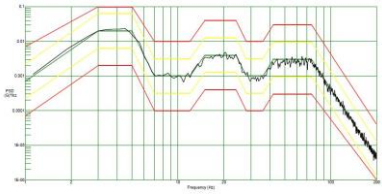


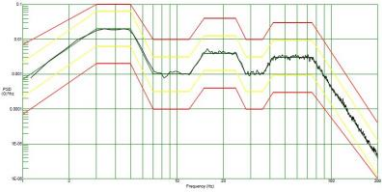


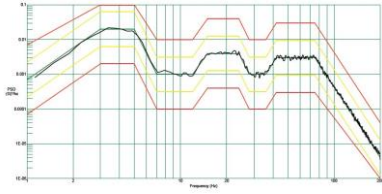
		<p>NA</p>
<p><b>Block 2 Drop 1-7 Test Set Up</b></p>	<p><b>Block 2 Drop 1-7 Post Test Item Picture</b></p>	<p><b>Extra #</b></p>
		<p>NA</p>
<p><b>Block 2 Drop 8 Test Set Up</b></p>	<p><b>Block 2 Drop 8 Post Test Item Picture</b></p>	<p><b>Extra #</b></p>
		<p>NA</p>
<p><b>Block 2 Drop 9 Test Set Up</b></p>	<p><b>Block 2 Drop 9 Post Test Item Picture</b></p>	<p><b>Extra #</b></p>

**Test Report**

Number: 221101788SHA-001

Tests Conducted

**TEST PICTURES {to be continued}**



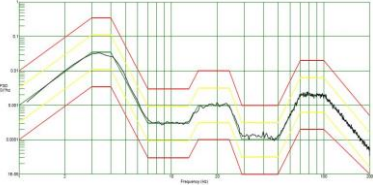




		
<p><b>Block 12 Face 3 Test Set up</b></p>	<p><b>Block 12 Face 3 Post Test Item Picture</b></p>	<p><b>Block 12 Face 3 Test Vibration Profile</b></p>
		
<p><b>Block 12 Face 4 Test Set up</b></p>	<p><b>Block 12 Face 4 Post Test Item Picture</b></p>	<p><b>Block 12 Face 4 Test Vibration Profile</b></p>
		
<p><b>Block 12 Face 6 Test Set up</b></p>	<p><b>Block 12 Face 6 Post Test Item Picture</b></p>	<p><b>Block 12 Face 6 Test Vibration Profile</b></p>

**Test Report**

Number: 221101788SHA-001

Tests Conducted

**TEST PICTURES {to be continued}**



		
<p><b>Block 12 Face 3 (Pick-Up) Test Set up</b></p>	<p><b>Block 12 Face 3 Post Test Item Picture</b></p>	<p><b>Block 12 Face 3 Test Vibration Profile</b></p>
		<p>NA</p>
<p><b>Block 15 Drop 10-15 Test Set Up</b></p>	<p><b>Block 15 Drop 10-15 Post Test Item Picture</b></p>	<p><b>Extra #</b></p>
		<p>NA</p>
<p><b>Block 15 Drop 16 Test Set Up</b></p>	<p><b>Block 15 Drop 16 Post Test Item Picture</b></p>	<p><b>Extra #</b></p>

**Test Report**

Number: 221101788SHA-001

Tests Conducted

**TEST PICTURES {to be continued}**

		<p>NA</p>
<p><b>Block 15 Drop 17 Test Set Up</b></p>	<p><b>Block 15 Drop 17 Post Test Item Picture</b></p>	<p><b>Extra #</b></p>
<p>NA</p>	<p>NA</p>	<p>NA</p>
<p><b>Block 21 Test Set Up</b></p>	<p><b>Block 21 Post Test Item Picture</b></p>	<p><b>Extra #</b></p>
<p>NA</p>	<p>NA</p>	<p>NA</p>
<p><b>Block 22 Test Set Up</b></p>	<p><b>Block 22 Post Test Item Picture</b></p>	<p><b>Extra #</b></p>
<p>NA</p>	<p>NA</p>	<p>NA</p>
<p><b>Block 23 Test Set Up</b></p>	<p><b>Block 23 Post Test Item Picture</b></p>	<p><b>Extra #</b></p>

**Test Report**

Number: 221101788SHA-001

Tests Conducted



**TEST PICTURES {to be continued}**

NA	NA	NA
<b>Block 24 Test Set Up</b>	<b>Block 24 Post Test Item Picture</b>	<b>Extra #</b>

NA	NA	NA
<b>Block 25 Test Set Up</b>	<b>Block 25 Post Test Item Picture</b>	<b>Extra #</b>

**POST TEST PICTURES**


Isometric views of the box should be taken as called out in first two picture spots. An exploded BOM view should be added to the third slot. Additional pictures of damage should have locations noted, size of damages measured, and written in text box below them.

		NA
<b>ISO #1 Side 1/2/5</b>	<b>ISO #2 Sides 3/4/6</b>	<b>Exploded BOM View</b>

**Test Report**

Number: 221101788SHA-001

Tests Conducted




**Test Report**

Number: 221101788SHA-001

Tests Conducted

**POST TEST PICTURES {to be continued}**

		
<p><b>Extra #07</b></p>	<p><b>Extra #08</b></p>	

**END OF REPORT**

*This report is made solely on the basis of your instructions and/or information and materials supplied by you. It is not intended to be a recommendation for any particular course of action. Intertek does not accept a duty of care or any other responsibility to any person other than the Client in respect of this report and only accepts liability to the Client insofar as is expressly contained in the terms and conditions governing Intertek's provision of services to you. Intertek makes no warranties or representations either express or implied with respect to this report save as provided for in those terms and conditions. We have aimed to conduct the Review on a diligent and careful basis and we do not accept any liability to you for any loss arising out of or in connection with this report, in contract, tort, by statute or otherwise, except in the event of our gross negligence or wilful misconduct.*

*This report shall not be reproduced except in full, without written approval of the laboratory.*