



A Wide Selection to Fit Your Needs



88-021



88-018



88-023







88-025

With four models available, there is an OREGON® lawn mower blade grinder for all sizes of service operations. From the home owner to very largest service department, OREGON® has the right blade grinder and accessories to fit your needs.

LAWN MOWER BLADE GRINDERS



	FEATURES	BENEFITS	
88-021 Heavy Duty Blade Grinder 	1-1/2 HP heavy-duty sealed motor	• More power for faster grinding	
	12" hardened grinding wheel	• Large diameter allows for quicker job completion	
	Easy height adjustment	• Makes adjustment for different blades fast and simple	
	Adjustment lamp	• Direct the light where it is needed	
	Reversing switch	• Reversible motor allows grinding of left and right hand cut blades	
	On/off safety switch	• Prevents unauthorized or accidental operation	
	Lower cost		
	Limited lifetime warranty	• OREGON® product support promotes long service life	
	Will sharpen extended cut blades with up to 10" cutting edge		
	88-018 Heavy Duty Grinder 	1 HP heavy-duty sealed motor	• More power for faster grinding
10" hardened grinding wheel		• Large diameter allows for quicker job completion	
Easy height adjustment		• Makes adjustment for different blades fast and simple	
Adjustable lamp		• Directs the light where it is needed	
Reversing switch		• Reversible motor allows grinding of left and right hand cut blades	
On/off safety switch		• Prevents unauthorized or accidental operation	
Lower cost			
Limited lifetime warranty		• OREGON® product support promotes long service life	
Will sharpen extended cut blades with up to 9" cutting edge			
88-023 Heavy Duty Grinder 		1/2 HP sealed motor	• Standard size provides plenty of power for general service shops
	8" hardened grinding wheel	• Hardened stone for smooth, quick grinding	
	Rubber feet for smooth operation	• Keeps vibration and grinder "walking" to a minimum	
	Easy to turn rotary adjusting handle and knobs for height adjustment	• Makes adjustment for different blades fast and simple	
	Adjustable lamp	• Directs the light where it is needed	
	Reversing switch	• Reversible motor allows grinding of left and right hand cut blades	
	On/Off safety switch	• Prevents unauthorized or accidental operation	
	Lower cost		
	Limited lifetime warranty	• OREGON® product support promotes long service life	
	88-025 Standard Duty Grinder 	1/3 HP standard-duty grinder	• Ample power in a compact, affordable unit
8" hardened grinding wheel		• Hardened stone for smooth, quick grinding	
Rubber feet for smooth operation		• Keeps vibration and grinder "walking" to a minimum	
Easy height adjustment		• Makes adjustment for different blades fast and simple	
On/Off safety switch		• Prevents unauthorized or accidental operation	
Lower cost			
Limited lifetime warranty		• OREGON® product support promotes long service life	
Sharpens only right hand cut blades		• Simple single direction operation motor	
Will sharpen any length cutting edge		• Redesigned motor mount for no interference	

Note: All grit collectors are sold separately

ATTACHMENTS AND ACCESSORIES

Wavy mulcher blade adapter • Makes it easy to follow the contour of these hard-to-sharpen mulching blades

Grit collector • Keeps the mess contained and out of the work area

Diamond stone dresser • Makes it easy to maintain the grinding wheel

Available for all models