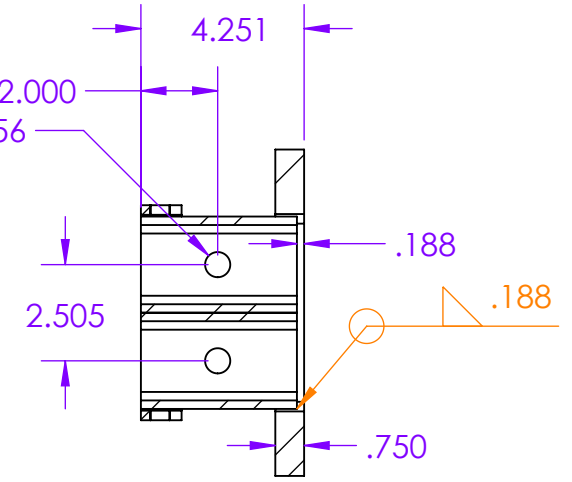
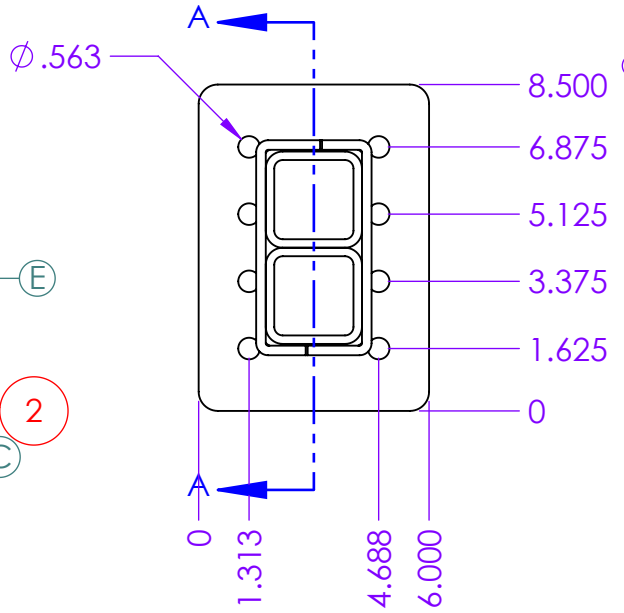
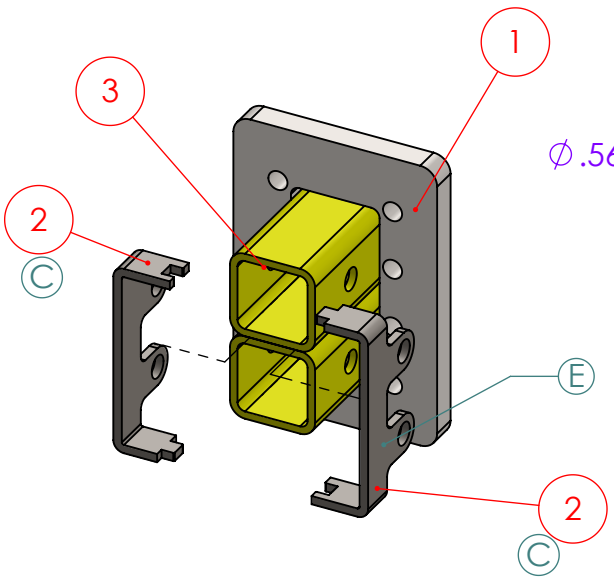
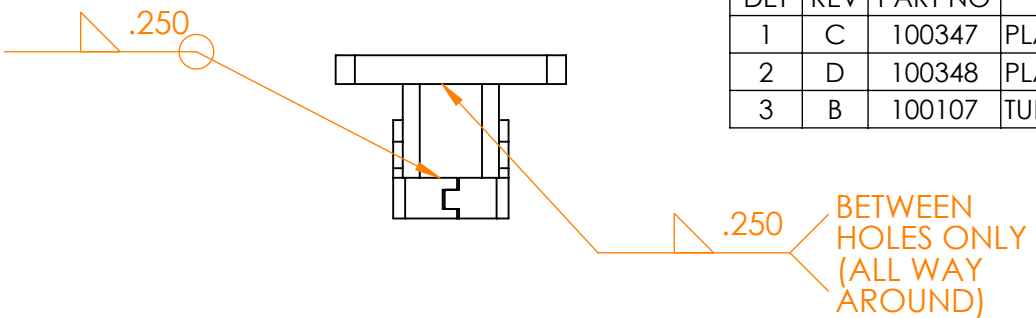


DET	REV	PART NO	DESCRIPTION	QTY
1	C	100347	PLATE - MOUNT - 102 HITCH	1
2	D	100348	PLATE - SIDE - 102 HITCH	2
3	B	100107	TUBE - HITCH - 300 SERIES	2



SECTION A-A

E	REMOVE 2 HOLES, CHG CORNERS	01/31/24	MJS	
D	CHG FROM #GH-102	07/13/21	MJS	
C	ADD MACHINING TABS TO SIDES	02/26/20	MJS	MM
B	UPDATED	1/30/20	AH	
A	PRODUCTION RELEASE	10/22/14	EGM	
REV.	DESCRIPTION	DATE	DRW	CHK

PROPRIETARY AND CONFIDENTIAL THE INFORMATION CONTAINED IN THIS DRAWING IS THE SOLE PROPERTY OF GEN-Y HITCH. ANY REPRODUCTION IN PART OR AS A WHOLE WITHOUT THE WRITTEN PERMISSION OF GEN-Y HITCH IS STRICTLY PROHIBITED.
E-MAIL mike@genyhitch.com

DIMENSIONS ARE IN INCHES		NAME	DATE
TOLERANCES:		AH	1/30/20
ANGULAR: MACH ± 1.0			
TWO PLACE DECIMAL ± .03			
THREE PLACE DECIMAL ± .015			
Material			GEN-Y HITCH NAPPANEE IN
FINISH	N/A		
DO NOT SCALE DRAWING			



DESCRIPTION		
HITCH ASSY - 100 SERIES BOLT ON - 2 SLOT - GH-102		
SIZE	DWG. NO.	REV.
A	101256	E
SCALE: 1:5	WEIGHT: 13.278 FT/LB	SHEET 1 OF 1