

*Thank you for your purchase!*

Wooden 8 section School Classroom Storage Cabinet  
for Commercial or Home Use - Safe, Kid Friendly  
Design - 36"H(Natural)

## ASSEMBLY INSTRUCTIONS

### Before You Begin: Phillips screwdriver (not included) required for assembly

Please identify all component parts and hardware pieces required before you begin. Carefully remove all of the components from the packaging and set aside for assembly. Assemble on a soft surface to prevent scratching during assembly.

Phillips screwdriver required for assembly (Not Included).

### Caution:

Tighten all components securely before use. Failure to do so may result in personal injury. DO NOT use any sharp objects to open plastic wrapped components as damage to product or components may result.

### Warning:

**CHOKING HAZARD** - Small Parts. Adult Assembly Required.

**DO NOT ALLOW CHILDREN TO CLIMB ON FURNITURE.**

The tipping restraint is intended only as a safety measure, it is not a substitute for proper adult supervision.

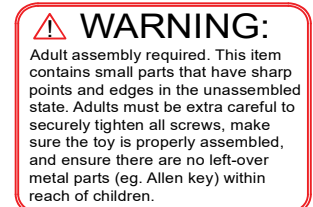
Serious or fatal injuries can occur from furniture tipping over. You must install Tipping Restraint Hardware (where included) to help prevent the unit from tipping and causing accidental injury, instability, death or damage. The tipping restraint is intended only as a safety measure, it is not a substitute for proper adult supervision.

To help prevent furniture from tipping over it must be permanently attached to the wall. Anti-Tip Safety Wall Straps suitable for the unit weight and wall materials (if not included) should be purchased and installed.

Online Assembly Instruction: <http://ftp.flashfurniture.com/AssemblyInstructions/MK-STRG002-GG.pdf>

Customer Service Email: [CustomerExperience@belnick.com](mailto:CustomerExperience@belnick.com) | Phone: 866-552-2810

**MK-STRG002-GG**



# HAVE A QUESTION / CONCERN ?

Quality products and first-class customer service are the cornerstone of long-lasting consumer relationships.

We strive toward excellence in all we do and want you to be completely satisfied with your purchase.

**Please contact our exceptional Customer Experience Agents at the email address or phone number shown below to assist you with any product questions or issues before requesting a return.**

We look forward to serving you in a friendly, efficient manner to resolve any issues you may have.

**Customer Service Email:** [CustomerExperience@belnick.com](mailto:CustomerExperience@belnick.com)

**Customer Service Phone:** 866-522-2810

## Our Warranty Statement

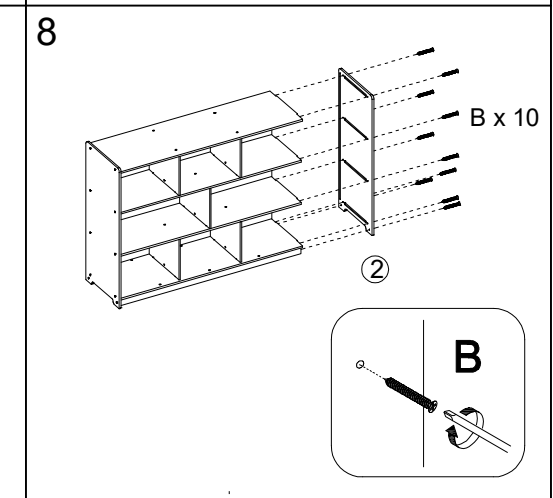
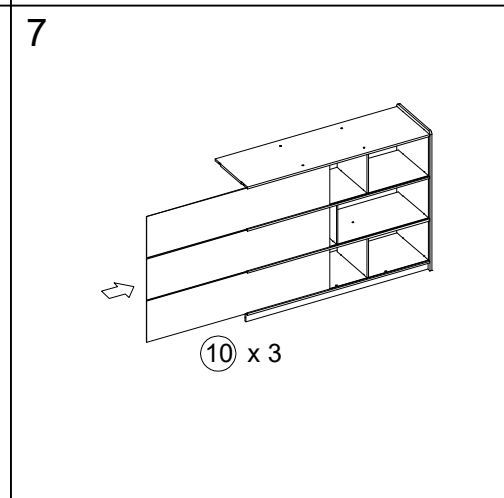
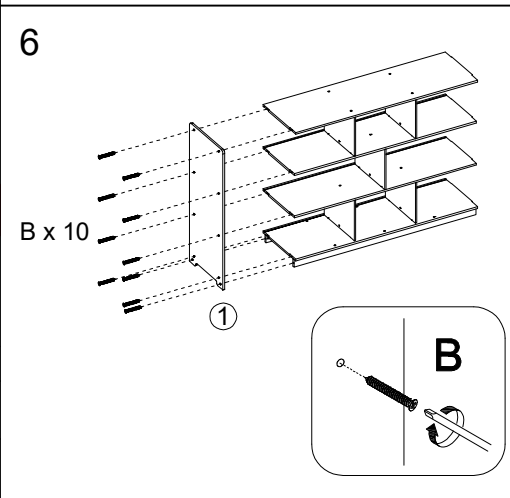
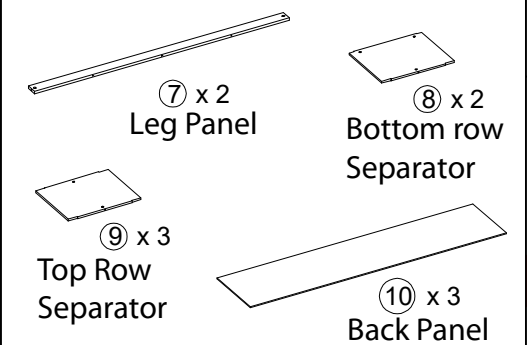
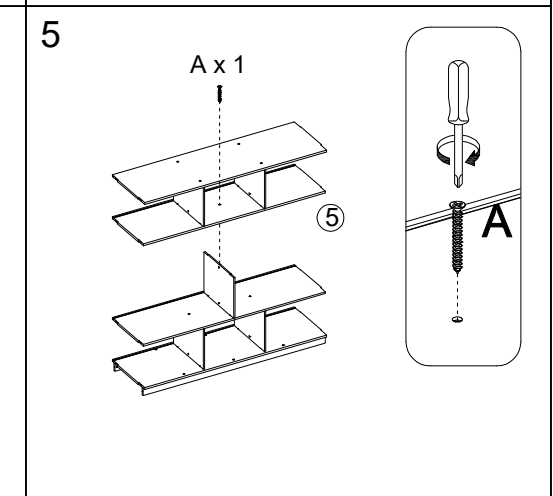
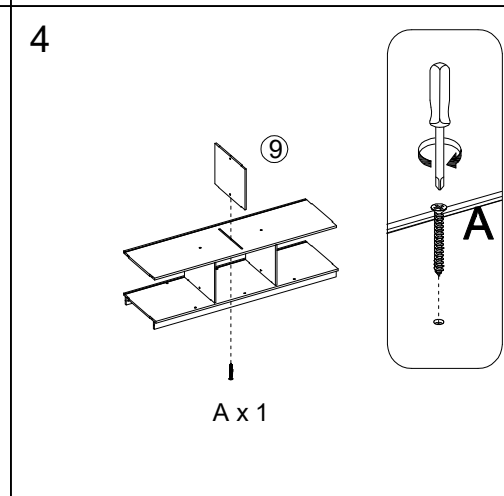
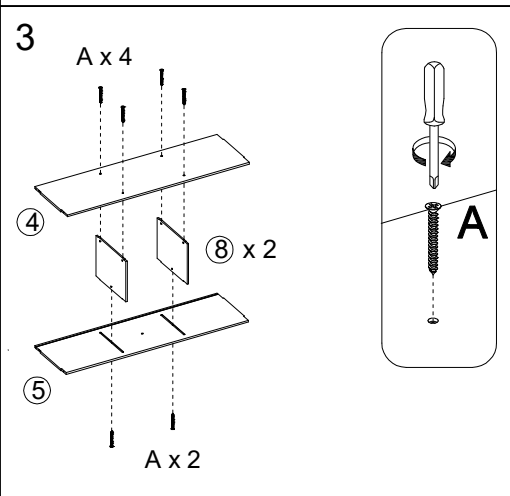
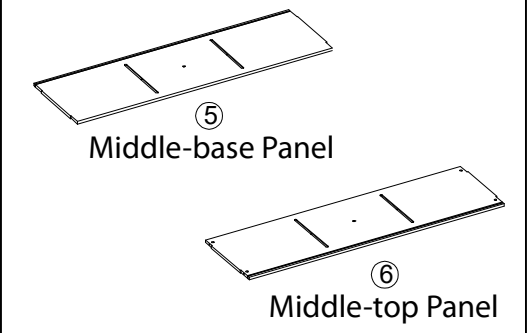
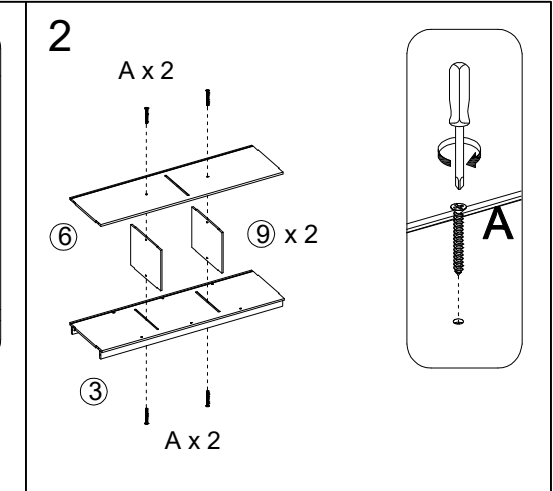
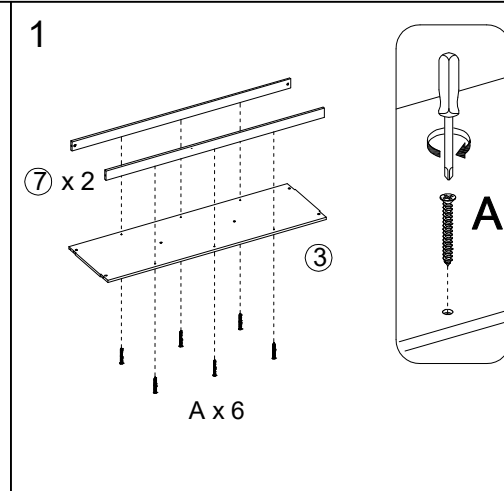
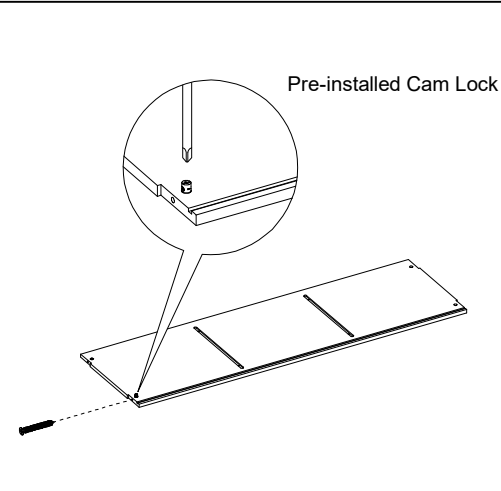
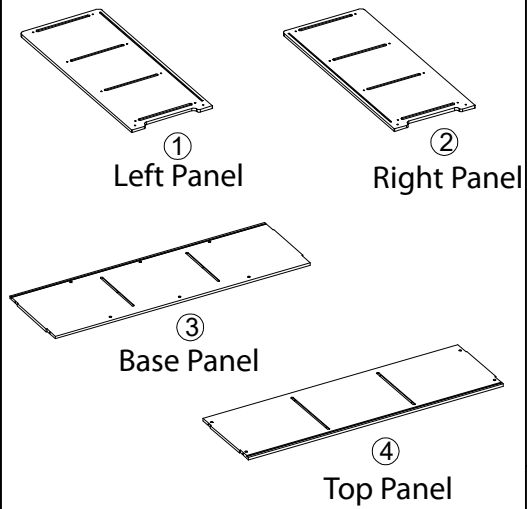
This warranty covers manufacturing defects associated with your new product. The product is warranted from the original purchase date and to the original purchaser for normal usage, according to the below-referenced specifications and limitations.

- Non-moving metal parts are warranted for 5 years.
- Component parts including pneumatic cylinder, control mechanism, base and casters are warranted for 2 years.
- All other items are warranted for 1 year.

Normal usage means use in compliance with the restrictions and weight limits specified for the product. In the absence of product-specific restrictions and weight limits, normal usage means use for no more than forty hours per week by persons weighing 250 lbs. or less.

Coverage terminates if the product is sold or otherwise transferred. Repairs made by parties other than Belnick also void this warranty.

This warranty will not cover: (1) labor, freight, or damage from misuse, abuse, negligence, alteration, assembly, installation, attachments, accident, vandalism, acts of nature or any other event beyond the control of Belnick; (2) tearing, scratching, scuffing, or blemishing of leather or fabric; (3) cosmetic damage that may result from normal usage; (4) damage attributable to use by persons exceeding specified weight limits or commercial use exceeding forty hours per week; or (5) rust or other damage caused by exposure to moisture. The user assumes all risk of injury resulting from use of this product. Liability for incidental or consequential damage is excluded. Some states do not allow the exclusion or limitation of incidental or consequential damages, so the above limitation or exclusion may not apply to you.



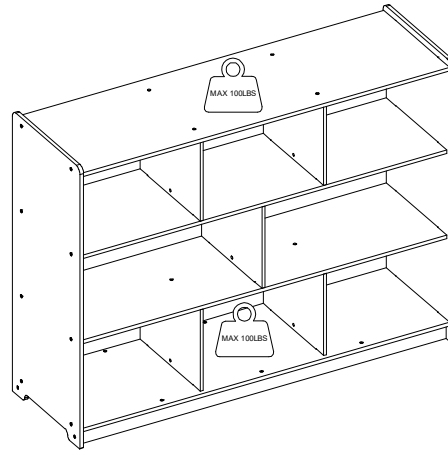
20200825

Tool Required

Hardware Included:

A x 18	B x 20	C x 1
D x 1	Wall Security Strap  E x 1	

# FINISHED



**WARNING:**  
CHOKING HAZARD - Small Parts.  
Not For Children Under 3 Years.



**WARNING:**  
Adult assembly required. This item contains small parts that have sharp points and edges in the unassembled state. Adults must be extra careful to securely tighten all screws, make sure the toy is properly assembled, and ensure there are no left-over metal parts (eg. Allen key) within reach of children.

**WARNING**

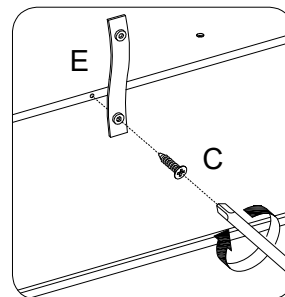
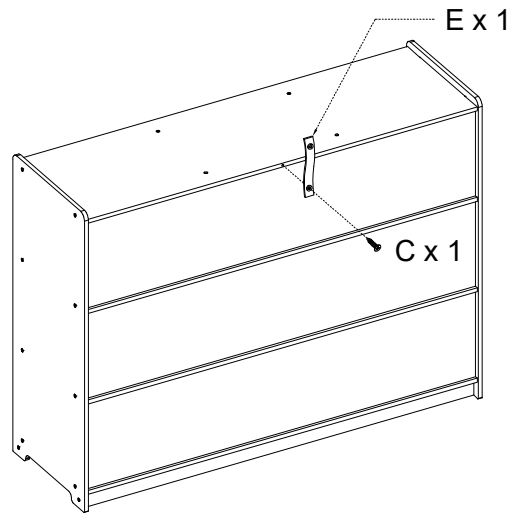
Serious or fatal crushing injuries can occur from furniture tip-over. To help prevent tip-over:

- Install tip-over restraint provided.
- Place heaviest items in the lowest drawers.
- Do not set TV or other heavy objects on top of this product. Remove unless the product is specifically designed to accommodate them.
- Never allow children to climb or hang on drawers, doors, or shelves.
- Never open more than one drawer at a time.

Do not defeat or remove the drawer interlock system.  
Use of tip-over restraints may only reduce, but not eliminate, the risk of tip-over.

This is a permanent label. Do not remove!

## Step1: ATTACHING STABILIZING STRAP(against wall)



## Step2:

