



TOOL SHELF

- Safer organized clutter free work area, Installs at any rung height
- Paint can size depressed areas for quarts, gallons or 5 gallon pails
- Large “cup” and depressed areas with easy grab rounded corners
- Installs facing inside or outside, no tools installation

METALTECH

**BUILT TOUGH FOR
SAFETY**

TOOL SHELF

FOR JOBSITE SERIES 6' BAKER™


Your tools, close at hand



PAINT CAN SIZE DEPRESSED AREAS FOR QUARTS, GALLONS OR 5 GALLON PAILS



LARGE "CUP" AND DEPRESSED AREAS WITH EASY GRAB ROUNDED CORNERS





SAFER ORGANIZED CLUTTER FREE WORK AREA, INSTALLS AT ANY RUNG HEIGHT

	JOBSITE SERIES 6' BAKER TOOL SHELF
DIMENSIONS	30 1/4 X 20 X 2 5/8 IN. (76.8 X 50.8 X 6.7 CM)
WEIGHT	5.5 LB (2.5 KG)
LOAD CAPACITY	50 LB (22.7 KG)
MATERIAL	BLACK POLYPROPYLENE
MODEL	I-CISTR
UPC	778300000463

50 lb
LOAD CAPACITY

NO TOOLS REQUIRED



METALTECH®

WWW.METALTECH.CO

1 800 363-7587

Metaltech is a registered trademark of Metaltech-Omega inc. | www.metaltech-omega.com | NOTE: Pictures and descriptions in this brochure may differ from actual product. S-CISTR-NA-EN08