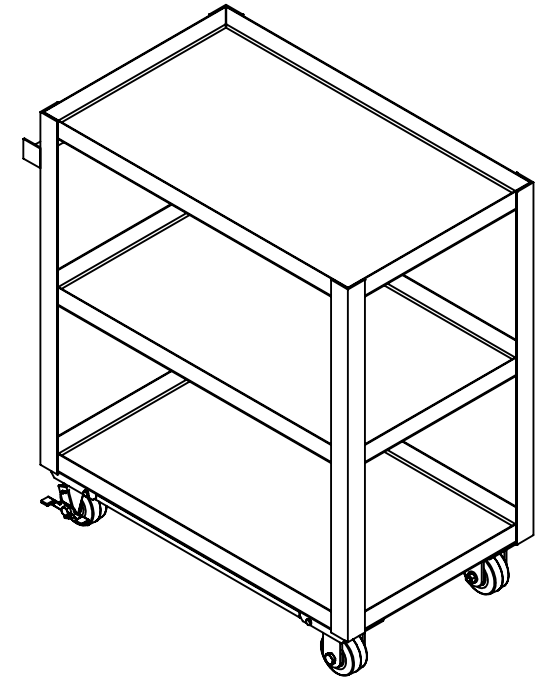
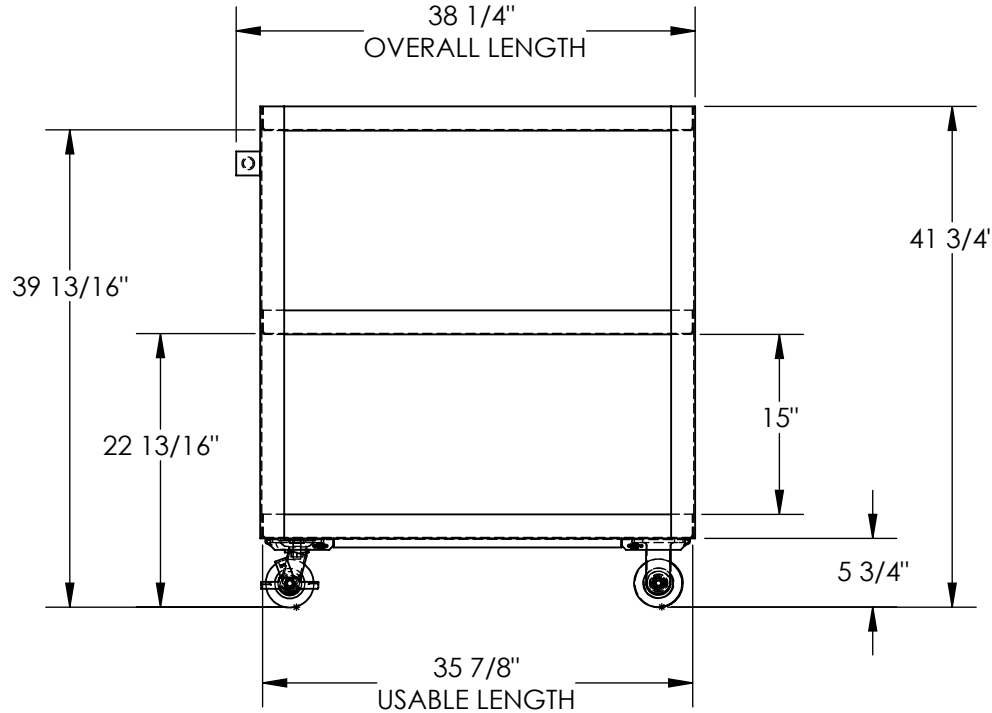
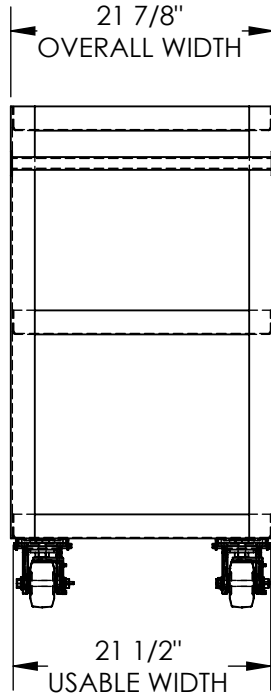


SERVICE CARTS - SCS3-2236

APPROX WEIGHT: 111.79 lbs.
DOES NOT INCLUDE WEIGHT OF POWER OR PACKAGING!!!

*** ANY ADDITIONS, DELETIONS, OR OMISSIONS MUST BE CORRECTED ON THIS DRAWING AS THIS DRAWING WILL BE CONSIDERED ALL INCLUSIVE ***

ALL GRAPHICS PROVIDED ARE FOR REFERENCE ONLY. IF CERTAIN DIMENSIONS ARE CRITICAL PLEASE VERIFY THOSE DIMENSIONS WITH YOUR SALESPERSON



DIMENSION TOLERANCE ± 1/4"

STANDARD FEATURES

- MODEL NUMBER IS SCS3-2236
- OVERALL WIDTH IS 21 7/8"
- USABLE WIDTH IS 21 1/2"
- OVERALL LENGTH IS 38 1/4"
- USABLE LENGTH IS 35 7/8"
- OVERALL HEIGHT IS 41 3/4"
- MAX CAPACITY IS 1,000 lbs. (550 LBS. PER SHELF)
- STEEL FRAME CONSTRUCTION
- SHELF CLEARANCE 15"
- USABLE SHELF HEIGHT IS 22 13/16", 39 13/16"
- TOUGH BAKED IN POWDER COATED BLUE FINISH
- Ø4" X 2" MOLD ON RUBBER
- 2 - SWIVEL CASTERS WITH BRAKE
- 2 - RIGID CASTERS

SPECIAL FEATURES

NONE

APPROVAL

I, THE UNDERSIGNED, AGREE THAT THE PRODUCT AS REPRESENTED SATISFIES DESIGN AND DIMENSION REQUIREMENTS. I ALSO ACKNOWLEDGE MY DUTY TO CONFIRM PRODUCT AND INSTALLATION COMPLIANCE WITH ALL APPLICABLE FEDERAL, STATE AND LOCAL REGULATIONS AND STANDARDS.

UNITS REQUIRING APPROVAL DRAWINGS OR MODIFIED ARE NON-RETURNABLE

As drawn As marked

Signed: _____ Date: _____

Printed Name: _____

LEAD TIME WILL START UPON RECEIPT OF SIGNED APPROVAL DRAWING

DISTRIBUTOR'S NAME:		P.O.#
VESTIL MANUFACTURING		X
DRAWN BY: B.HORN		DATE: 07/16/14
REFERENCE: X		SCALE: 1:16
QUOTED LEAD TIME: X		QUOTE # X
		SALES: X
		FILE NAME: 16-007-109