

Every Workshop Needs  
**RAPIDAIR**  
Compressed Air Piping System



**Air Anywhere  
Easy to Install  
Economical**

**RapidAir** is a complete compressed air distribution system that is designed to easily install beneath walls of new construction, or on wall surfaces of existing workshops.

## Air Anywhere

No more dragging the compressor behind you and untangling the air hose and electrical cords. Reduce shop clutter and have constant compressed air instantly, anywhere. **RapidAir** Compressed Air System allows you to design and install your own pressurized air system, any way you want it.

## Easy to Install

The **RapidAir** system includes professional quality Rapid Fittings, air distribution manifolds, air outlets, and nylon tubing.

The system is engineered to



maintain 150 psi. Install it yourself... you can easily disassemble and re-modify your system. There are no special tools required to make your workspace more efficient and professional looking.

## Economical

An alternative to black or copper pipe installations. The modular design makes it less expensive to install than the traditional methods. With the **RapidAir** system there is no interior pipe corrosion, which results in longer tool life.



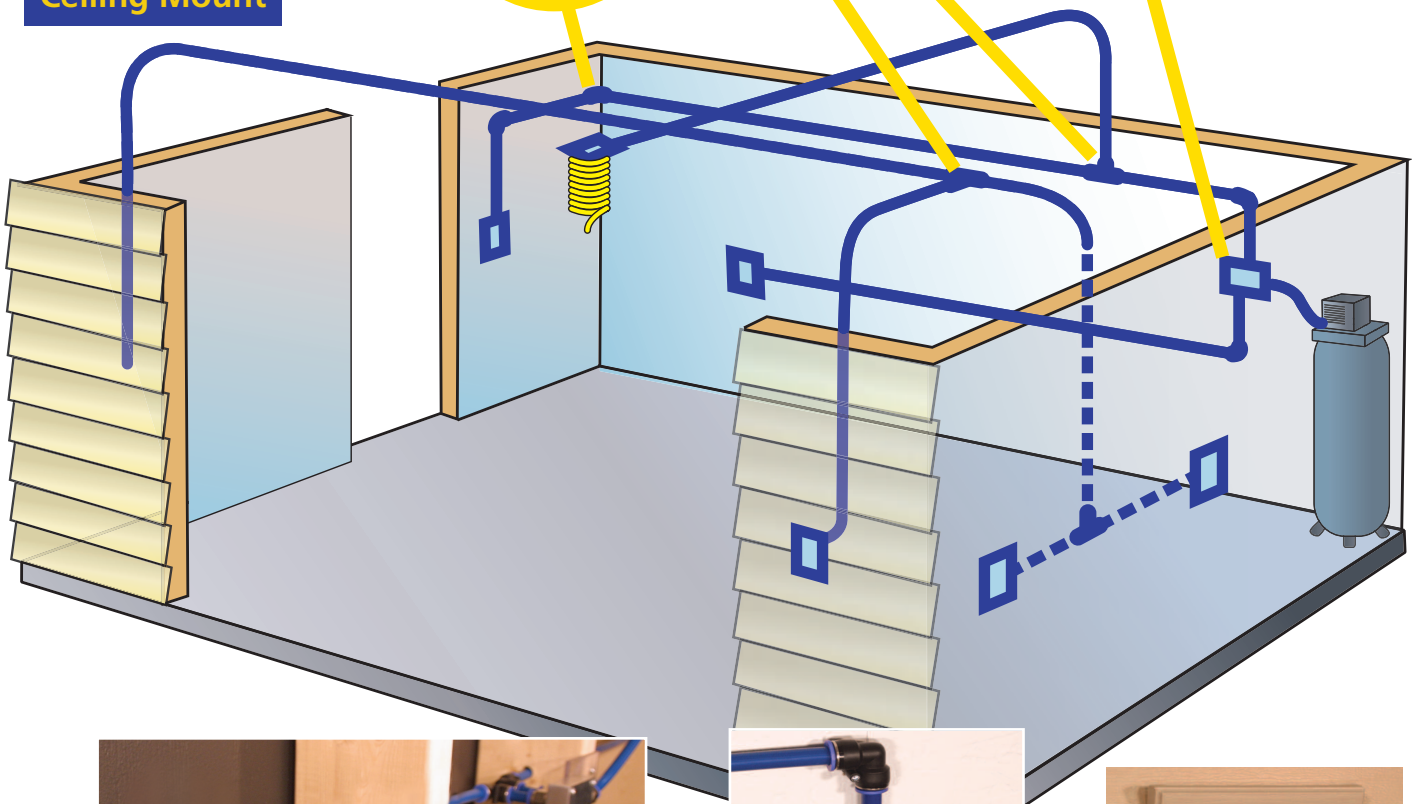
**Tee Fitting**




**Union Elbow**



**Compressor Manifold**



**Hidden Mount**  
*air line is inside the wall*



**Surface Mount**  
*air line is mounted to the wall*



**Exterior Mount**

# The System



Compressor Manifold Kit (1)



Air Outlet Kits (2)



100 ft. Nylon Tubing

## 90500 *RapidAir Master Kit*



### 90100

#### *Compressed Air Outlet*

Wall or Ceiling mount  
Hidden or Surface mount  
(add your style air coupling)

water vapor drain



### 50200

#### *Tee Fitting*

### 50500

#### *Union*



### 50100

#### *3/8 NPT Straight*

### 50300

#### *Union Elbow*



### 50400

#### *3/8 NPT Elbow*

## *RapidAir Fittings*

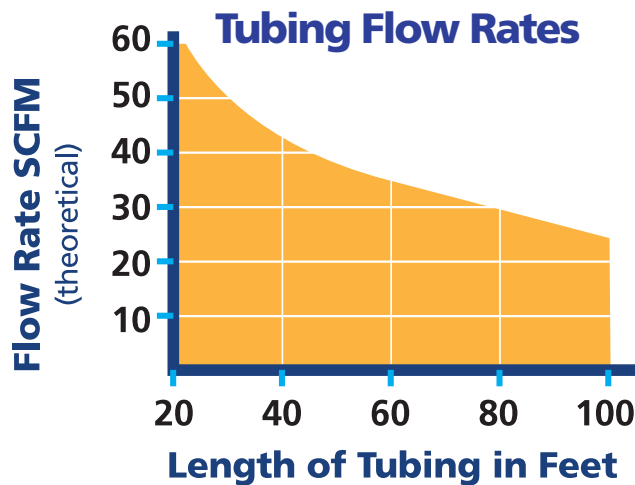
RapidAir fittings are designed to make installation fast and easy. Simply push the tubing firmly into the fitting until seated. If removal is desired, push in evenly on release button and pull tubing out of fitting.

## 20100

*1/2" Nylon Tubing  
Sold in 100 ft. roll.*

Working Pressure 150 PSI  
Temperature Range: -40° to +180° F

Our nylon tubing is lightweight, corrosion/abrasion resistant and extremely durable. Compressor oils have no effect on it's performance.



- Regulate air pressure to this piping system to a maximum of 150 PSI.
- Check local building codes before installation.

**Warnings:**

- Compressed air is dangerous if not used properly.
- Do not point compressed air source at any part of your body or at any person.
- Always use eye protection when using compressed air.

**Engineered  
Specialties** LLC  
Arpin, Wisconsin

1-800-954-3310

[www.rapidairproducts.com](http://www.rapidairproducts.com)