


FOSTORIA Div. of TPI Corporation
 114 Roscoe Fitz Road
 Gray, TN 37615
 Phone: 800-495-4525



www.tpicorp.com

Division of TPI Corporation



**MODEL FES4548-3
 MODEL FES4560-3
 PORTABLE ELECTRIC
 SALAMANDER**

IMPORTANT SAFETY INFORMATION INSIDE

- Serious injury or death possible.
- Read, understand, and follow all safety information and instructions in this manual before using or servicing this product.
- Retain these instructions for future reference.

SPECIFICATIONS

| Model | Part Number | kW | Volts | Ph | Amps | Fan Output | Heat Output |
|------------|-------------|----|-------|----|------|------------|-------------|
| FES-4548-3 | 08722202 | 45 | 480 | 3 | 54.2 | 2200 CFM | 154,000 BTU |
| FES-4560-3 | 04874002 | 45 | 600 | 3 | 43.4 | 2200 CFM | 154,000 BTU |

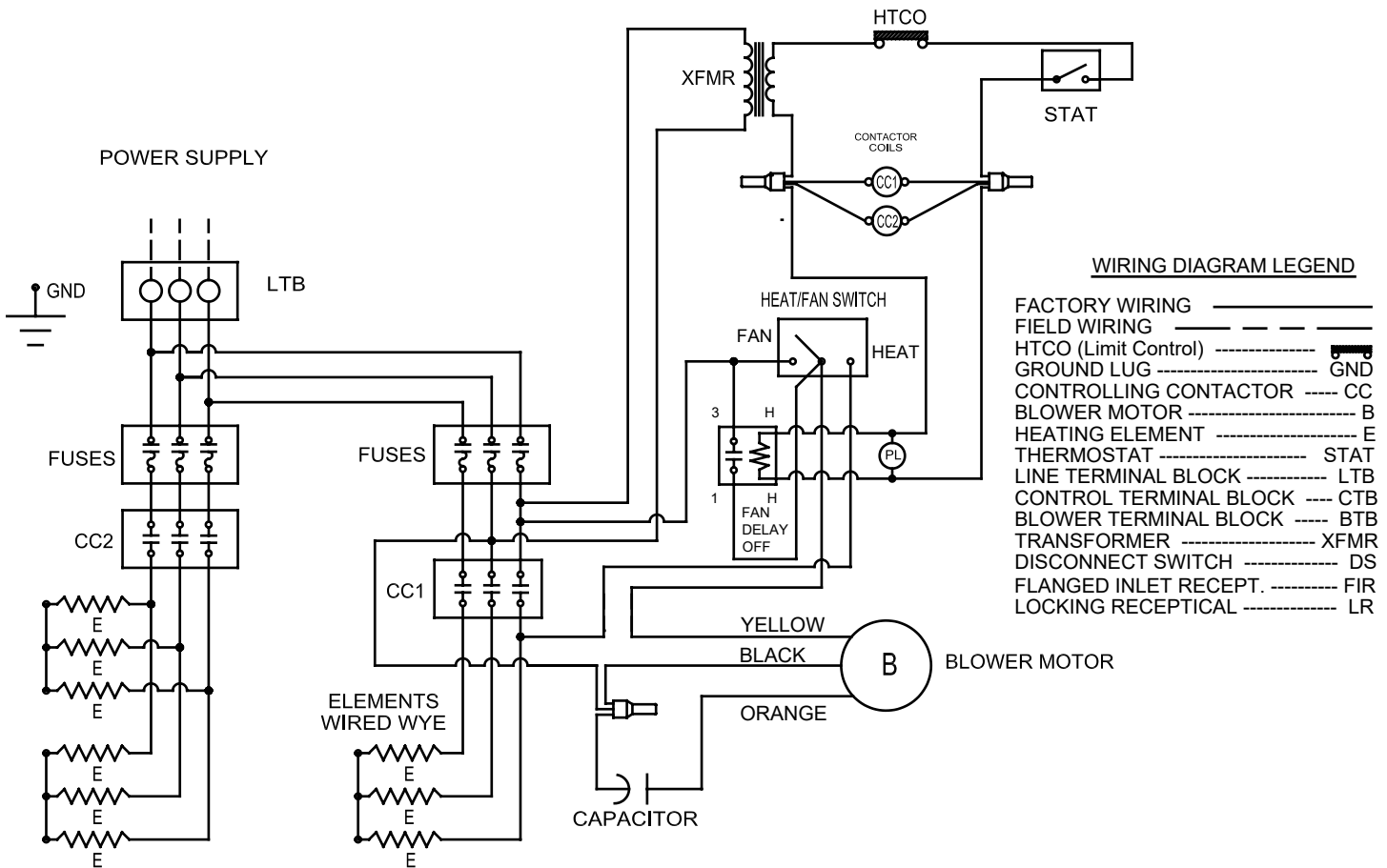
Description - Fostoria portable electric salamander heaters provide clean, odor-free, fan-forced heat. They are designed to circulate room air continuously; gradually heating a space. The best results will be obtained when using these heaters in smaller, insulated spaces. Features include a safety-yellow enclosure with front and rear safety screens; reliable steel heating elements; a high-limit temperature switch with manual reset; an automatic thermostat control; fan switch; and a long-life motor and fan assembly with sealed bearings. The portable (FES) models come mounted on a three-wheeled cart with wheels designed to be easily pushed or pulled over uneven surfaces.

WIRING

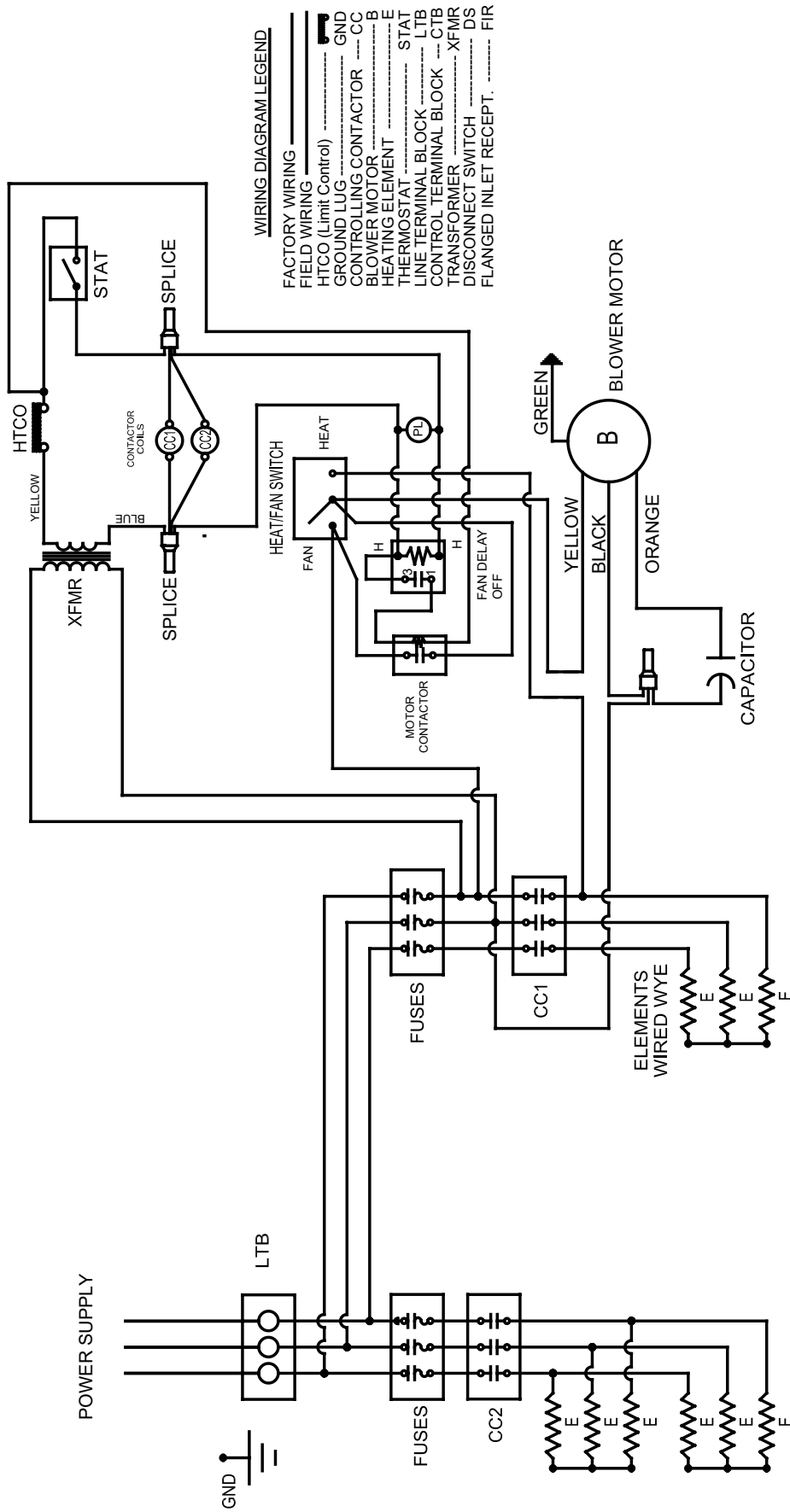
THE PROPER SIZE SO- type feeder cable MUST BE USED for the electrical hook-up of this heater. The proper cable size is shown in the table below (A.W.G./ # of conductors.)

| Model | Unit Rating | Cable Size - Under 50ft. long | Cable Kit Number |
|------------|----------------------|-------------------------------|------------------|
| FES-4548-3 | 45kW, 480 Volt, 3-Ph | 4/4 | 03164301 |
| FES-4560-3 | 45kW, 480 Volt, 3-Ph | 6/4 | 03164001 |

- **Disconnect from electrical supply before installing feeder cable to these heaters.**
- **Feeder cable or cable kit assembly MUST BE made by licensed electricians ONLY.**
- **Service panel or receptacle used to supply power to these heaters MUST have a ground bus or ground pole that is securely bonded to earth ground.**
- **Connect green ground conductor on feeder cable or cable kit to grounding lug on heaters.**
- **Comply with ALL local electrical codes and the National Electric Code (NFPA70) when providing electrical power to these heaters.**



FES-4548-3



WIRING DIAGRAM LEGEND

FACTORY WIRING ———
 FIELD WIRING ———
 HTCO (Limit Control) ———
 GROUND LUG ———
 CONTROLLING CONTACTOR ——— CC
 BLOWER MOTOR ——— B
 HEATING ELEMENT ——— E
 THERMOSTAT ——— STAT
 LINE TERMINAL BLOCK ——— LTB
 CONTROL TERMINAL BLOCK ——— CTB
 TRANSFORMER ——— XFMR
 DISCONNECT SWITCH ——— DS
 FLANGED INLET RECEPT. ——— FIR

FES-4560-3

OPERATING INSTRUCTIONS

The FES series heaters are designed to circulate room air across its heating elements to gradually increase room temperature. The best performance results will be obtained when using these heaters in smaller

Operation of these heaters is accomplished using the thermostat and fan switch.

You have the option to use the fan only*, or the fan and heating elements together. Position the fan switch to the “fan” position to circulate room air with no heating. Move the switch into the “heat” position for control of fan and elements with the thermostat. Maximum heating is obtained with knob turned fully clockwise**.

This heater is equipped with an automatic fan purge that eliminates residual heat after the heating cycle . Allow the heater to fully purge before disconnecting power to the heater. This will eliminate the possibility of cycling the heater on the limit control.

***The thermostat has a preset range of 40°F, there will be no “fan only” function as the thermostat is always calling for heat.**

****Setting the thermostat to high heat versus low heat does not make the unit operate at a higher temperature. It simply raises the temperature necessary to satisfy the thermostat. The unit will run longer to try to satisfy a higher thermostat setting.**

Note: ALL FES models are equipped with an internal over temperature limit designed to protect your heater if a restricted condition occurs. This limit device will completely shut down the heating elements if the temperature limit is reached. The limit must be manually reset when the unit cools. The reset button is marked and located on the side of the control box near the thermostat knob.

WARNING:

-
- **Do not use as a residential comfort heater.**
- **Keep portable heater 3ft. minimum from all combustible materials at all times.**
- **Do not modify heater in any way.**
- **Do not provide power to heater when unit is near standing water.**
- **Only use handle to move heater.**
- **Do not touch heater housing when in use.**
- **Do not allow feeder cable to contact combustible materials.**