

Specification

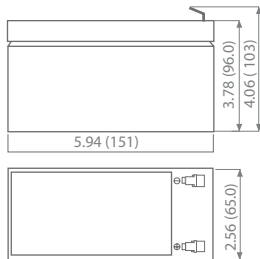
Nominal Voltage	12 volts		
Nominal Capacity	77° F (25° C)		
20-hr. (0.45A)	9.00 Ah		
10-hr. (0.83A)	8.30 Ah		
5-hr. (1.54A)	7.69 Ah		
1-hr. (5.40A)	5.40 Ah		
Approximate Weight	5.17 lbs (2.35 kgs)		
Internal Resistance (approx.)	19mΩ		
Shelf Life (% of normal capacity at 68° F (20° C))			
3 Months	6 Months	12 Months	
91%	83%	64%	
Temperature Dependency of Capacity (20 hour rate)			
104° F (40°C)	77° F (25°C)	32° F (0°C)	5° F (-15°C)
102%	100%	85%	65%
AGM Operational Temperature			
Charge	32°F to 104°F (0°C to 40°C)		
Discharge	5°F to 113°F (-15°C to 45°C)		
AGM Storage Temperature	5°F to 104°F (-15°C to 40°C)		



Due to continuous improvements to our products, product may vary slightly from depiction.

Charge Method (Constant Voltage)		
Cycle Use (Repeating Use)		
Initial Current	2.7 A or smaller	
Control Voltage	14.6 - 14.8 V	
Float Use		
Control Voltage	13.6 - 13.8 V	

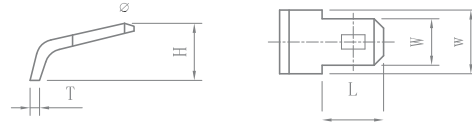
Physical Dimensions: in (mm)



L: 5.94 in (151 mm)
W: 2.56 in (65.0 mm)
H: 3.78 in (96.0 mm)
TH: 4.06 in (103 mm)

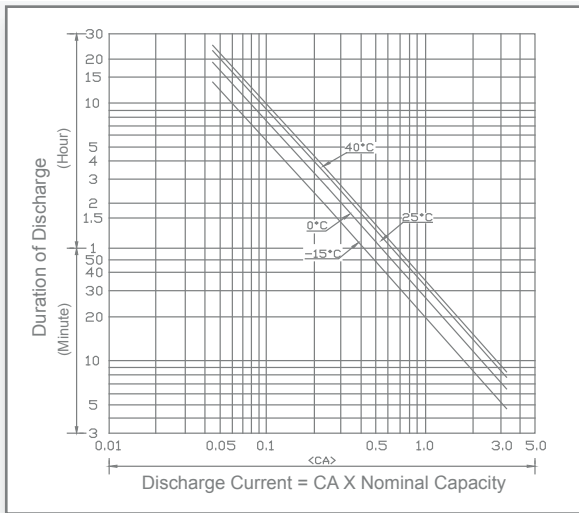
Tolerances are +/- 0.04 in. (+/- 1mm) and +/- 0.08 in. (+/- 2mm) for height dimensions. All data subject to change without notice.

Terminals

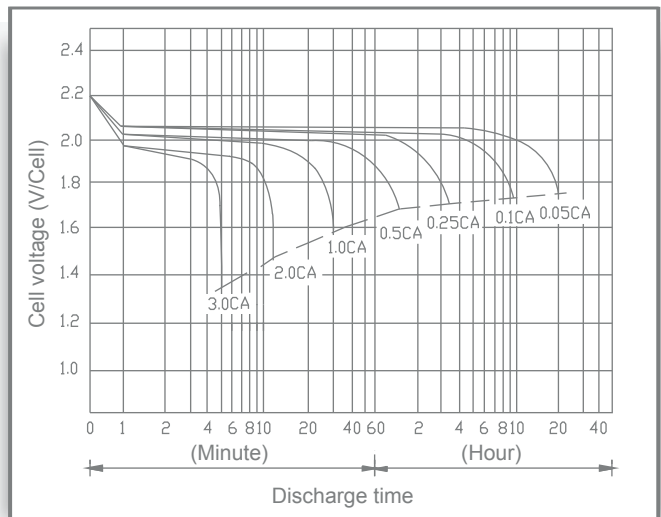


Dimension Type	L	W	w	H	T
F1	6.50 mm 0.26 in	4.75 mm 0.19 in	6.00 mm 0.24 in	5.00 mm 0.20 in	0.80 mm 0.03 in

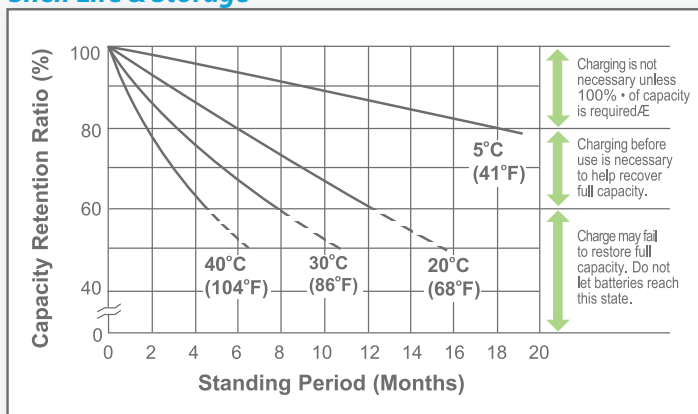
Discharge Time vs. Discharge Current



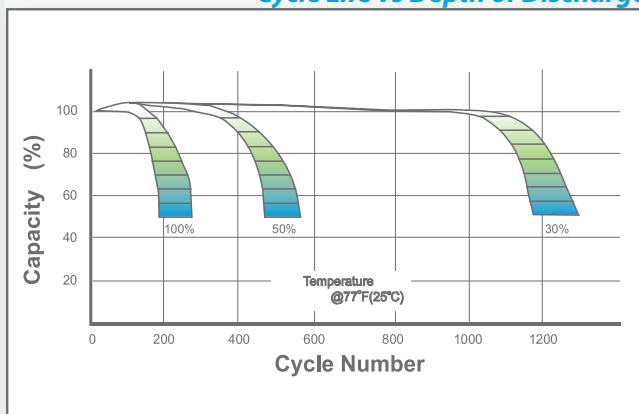
Discharge Characteristics



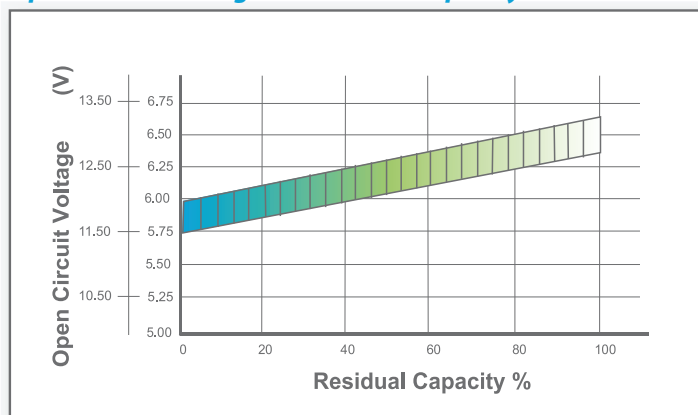
Shelf Life & Storage



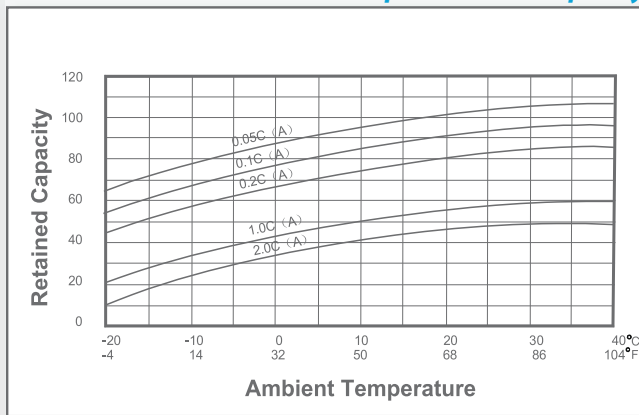
Cycle Life vs Depth of Discharge



Open Circuit Voltage vs Residual Capacity



Effect of Temperature on Capacity



Charge Current & Final Discharge Voltage

Application	Charge Voltage (V/Cell)			Max. Charge Current	Final Discharge Voltage V/Cell	1.75	1.70	1.60	1.30
	Temperature	Set Point	Allowable Range						
Cycle Use	25°C (77°F)	2.45	2.40~2.47	0.30C	Discharge Current (A)	0.2C > (A)	0.2C < (A) < 0.5C	0.5C < (A) < 1.0C	(A) > 1.0C
Standby	25°C (77°F)	2.28	2.27~2.30						