

Specification

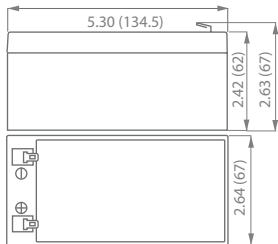
Nominal Voltage	12 volts (6 cells)		
Nominal Capacity			
20-hr. (0.17A)	3.40 Ah		
10-hr. (0.32A)	3.16 Ah		
5-hr. (0.58A)	2.89 Ah		
1-hr. (2.04A)	2.04 Ah		
Approximate Weight	3.02 lbs (1.37 kgs)		
Internal Resistance (approx.)	37mΩ		
Shelf Life (% of normal capacity at 68° F (20° C))			
3 Months	6 Months	12 Months	
91%	83%	64%	
Temperature Dependency of Capacity (20 hour rate)			
104° F (40°C)	77° F (25°C)	32° F (0°C)	5° F (-15°C)
102%	100%	85%	65%
AGM Operational Temperature			
Charge	32°F to 104°F (0°C to 40°C)		
Discharge	5°F to 113°F (-15°C to 45°C)		
AGM Storage Temperature	5°F to 104°F (-15°C to 40°C)		



Due to continuous improvements to our products, product may vary slightly from depiction.

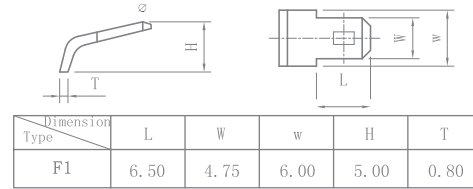
Charge Method (Constant Voltage)		
Cycle Use (Repeating Use)		
Initial Current	1A max.	
Control Voltage	14.6 - 14.8 V	
Float Use		
Control Voltage	13.6 - 13.8 V	

Physical Dimensions: in (mm)

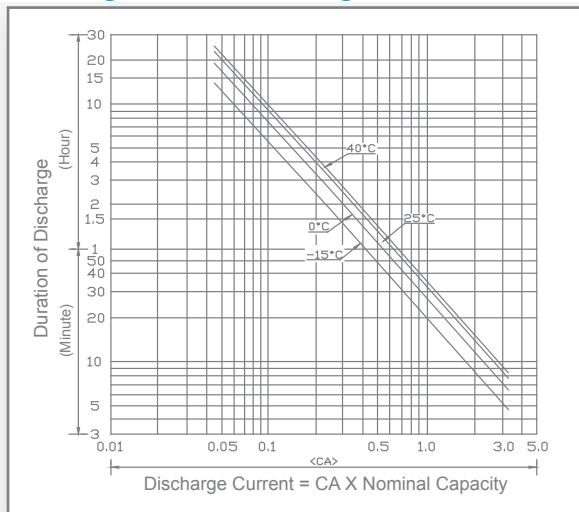


L: 5.30in (134.5 mm)
W: 2.64in (67 mm)
H: 2.42in (62 mm)
TH: 2.63in (66.8 mm)
 Tolerances are +/- 0.04 in. (+/- 1mm) and +/- 0.08 in. (+/- 2mm) for height dimensions. All data subject to change without notice.

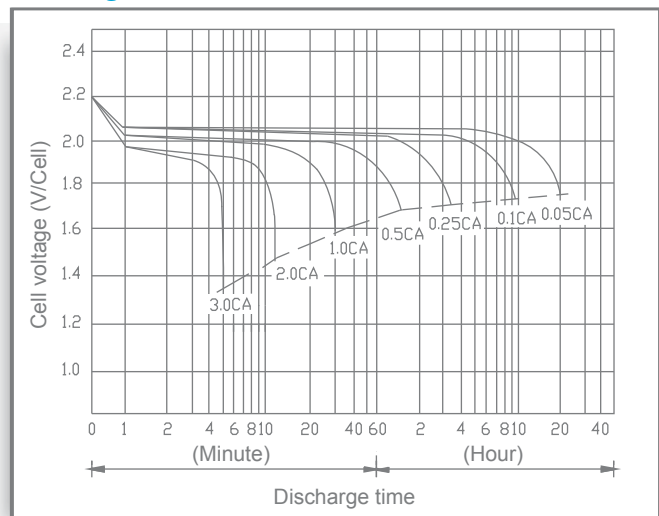
Terminals



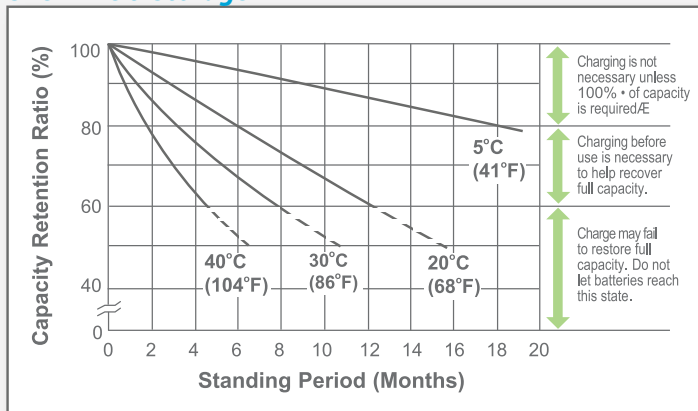
Discharge Time vs. Discharge Current



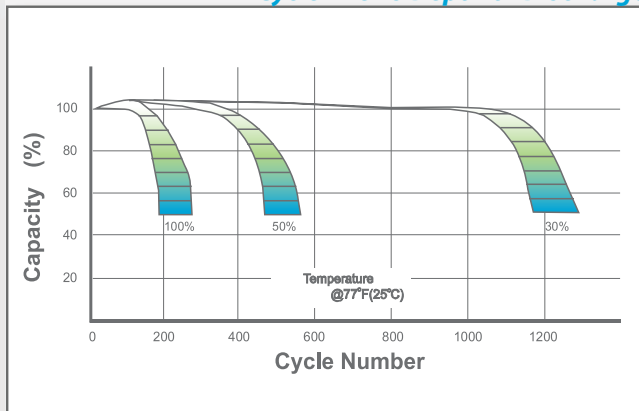
Discharge Characteristics



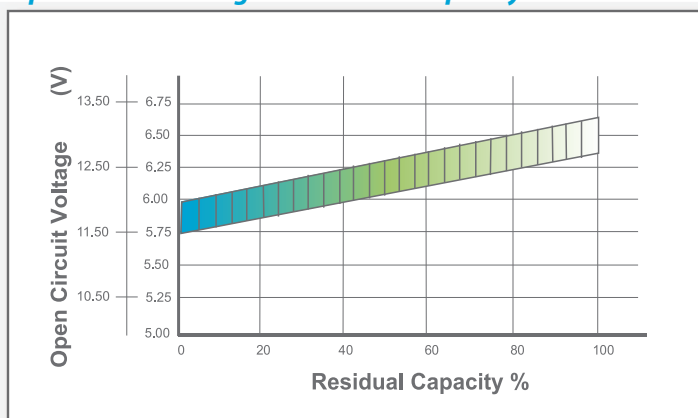
Shelf Life & Storage



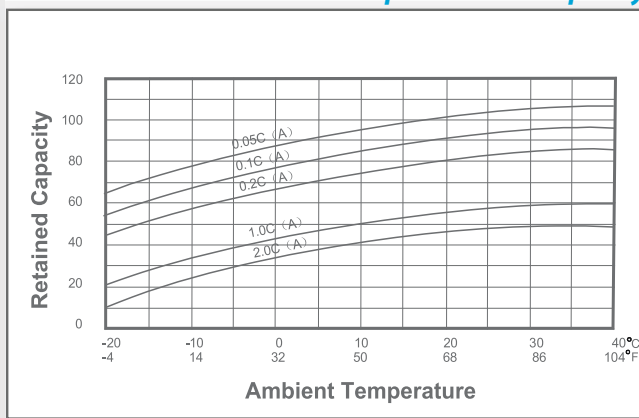
Cycle Life vs Depth of Discharge



Open Circuit Voltage vs Residual Capacity



Effect of Temperature on Capacity



Charge Current & Final Discharge Voltage

Application	Charge Voltage(V/Cell)			Max.Charge Current	Final Discharge Voltage V/Cell	1.75	1.70	1.60	1.30
	Temperature	Set Point	Allowable Range						
Cycle Use	25°C(77°F)	2.45	2.43~2.47	0.30C	Discharge Current(A)	0.2C>(A)	0.2C<(A)<0.5C	0.5C<(A)<1.0C	(A)>1.0C
Standby	25°C(77°F)	2.28	2.27~2.30						