

ASSEMBLY INSTRUCTIONS

Model 2-230

Rolling Work Seat with Spinning GearTray

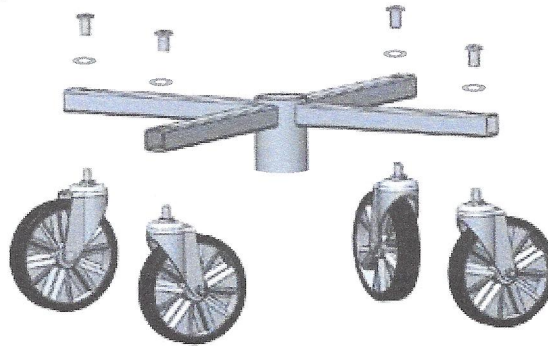
TRAXION
engineered products

The Second Generation Monster GearSeat provides comfortable and productive access for many shop tasks. Large casters provide excellent mobility and the upholstered seat is contoured, padded and upholstered to be handsome and comfortable.

The Second Generation Monster GearSeat is a combination of great looks and extraordinary function.

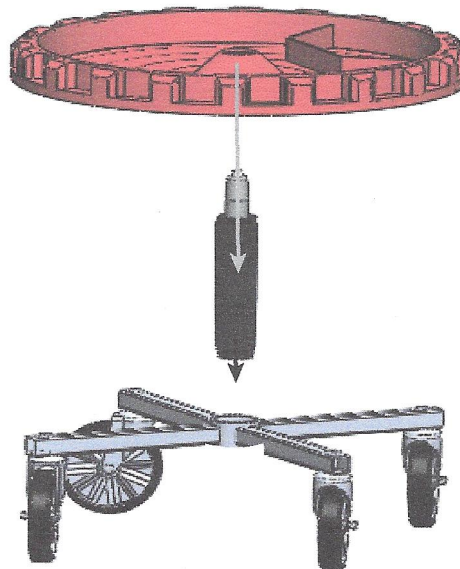
1

Attach four casters to the X-Frame using the four barrel nuts with lock washers.



2

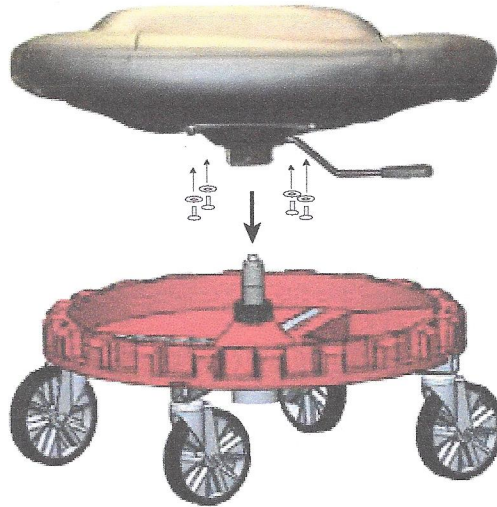
Slide the pneumatic cylinder into the X-Frame sleeve. Slide the spinning Gear Tray onto the cylinder.



3

Mount seat base onto the bottom of the seat using four washers and bolts.

Slide the seat base onto the top of the pneumatic cylinder. Frame, cylinder and seat will all press fit together.



Adjusting the Seat Height

While sitting on the seat pull up on the height adjustment lever to lower the seat height. To raise the seat lift your weight off the seat and pull up on the lever.

Height Adjustment Lever



This product has features that are patent pending.

Please contact us if you have any questions or comments
and thank you for choosing TraXion!

2800 Bryan Road; Van Buren, AR 72956

T 479-474-3460 F 479-431-6875

www.traxionproducts.com