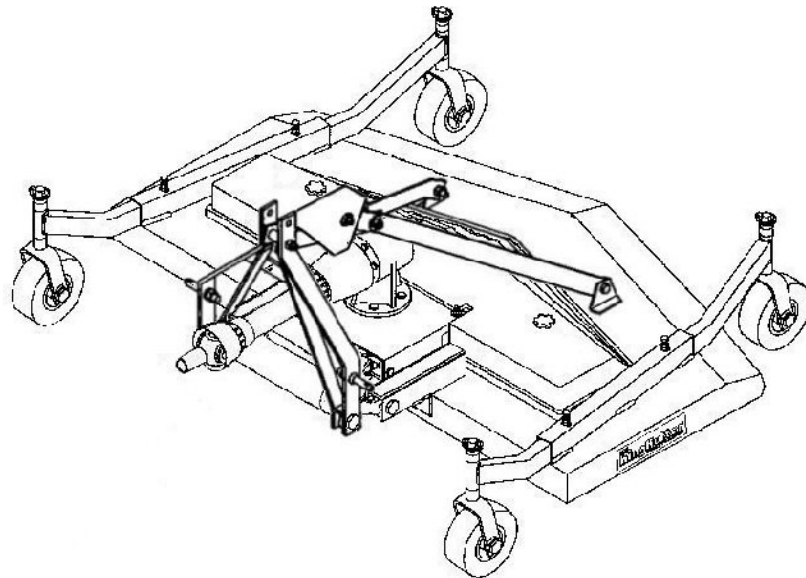


PARTS MANUAL



CONTENTS

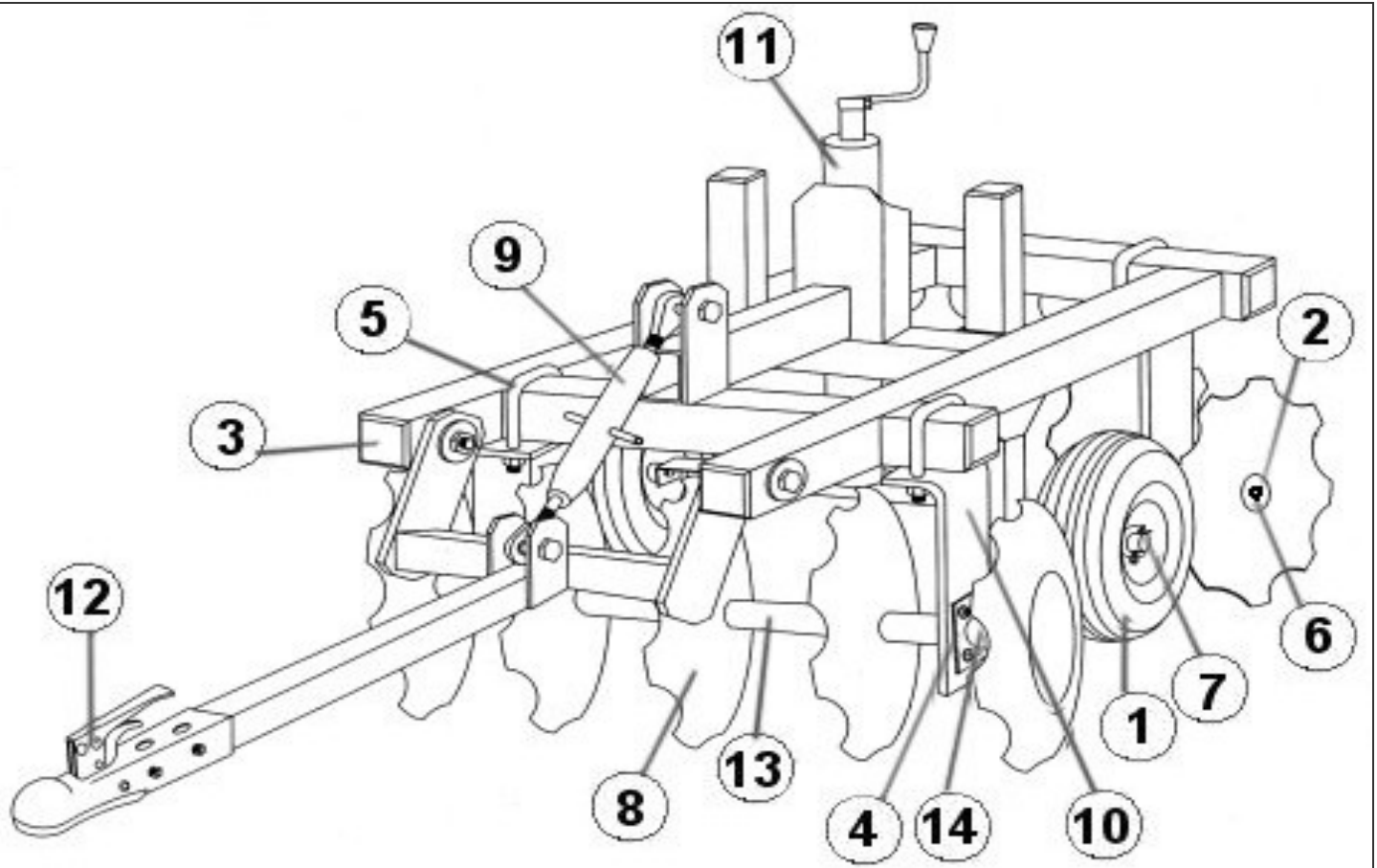
Page

Compact Disc-----	4
Middle Buster-----	5
Sub Soiler-----	6
One Row Cultivator -----	7
Dirt Scoop -----	8
Yard Rake-----	9
Tubular Frame Yard Rake -----	10
Tubular Frame Rear Blade -----	11
Rear Blade -----	12
Heavy Duty Rear Blade-----	13
Professional Rear Blade -----	14
Flip Over Disc-----	15
48" Compact Disc-----	16
Field Cultivator -----	17
Box Blade-----	18
Hinged Back Box Blade -----	19
EZ-Shank Box Blade-----	20
Lawn Plugger -----	21
Angle Frame Disc-----	22
Box Frame Disc -----	24
Finishing Mower-----	26
Rear Discharge Finishing Mower-----	28
Flex Hitch Rear Discharge Finishing Mower-----	30
Blade Spindle Unit-----	32
Kutter Lift-----	33
5' Heavy Duty Kutter -----	34
6' & 7' Heavy Duty Kutter -----	35
Kutter Pull-----	36

CONTENTS

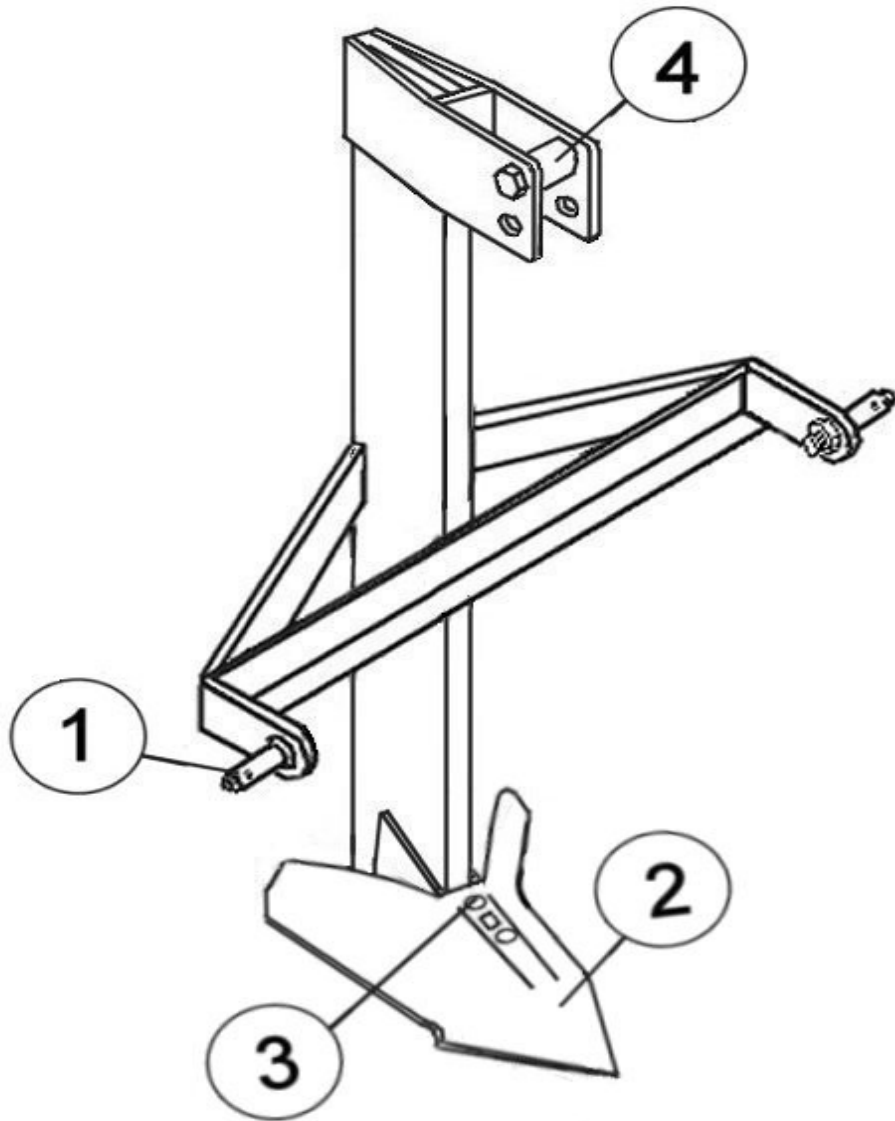
	Page
7" Pull Cutter -----	37
Professional Flex Hitch Cutter -----	38
TG Tiller -----	40
RTG Tiller -----	42
22" PTO 147122-----	44
RTG & TG Tiller Outboard Hub -----	45
TG & RTG Tiller Side Gearbox -----	46
TG Tiller Top Gearbox-----	48
RTG Tiller Top Gearbox-----	50
40hp Gearbox-----	52
60hp Gearbox-----	54
80hp Gearbox-----	56
PTO Shaft-----	58
PTO Shaft /w Slip Clutch-----	59
Slip Clutch -----	60
RS-500 Hay Spear -----	61
TM - Trailer Mover -----	62
TM - GN Trailer Mover -----	63
1 Bottom Plow -----	64
2 Bottom Plow -----	65
Disc Bedder -----	66
Dual Edge Land Grader -----	67
Arena Renovator -----	68
Kultipacker-----	70
Lawn Aerator -----	71
Warranty-----	72

COMPACT DISC



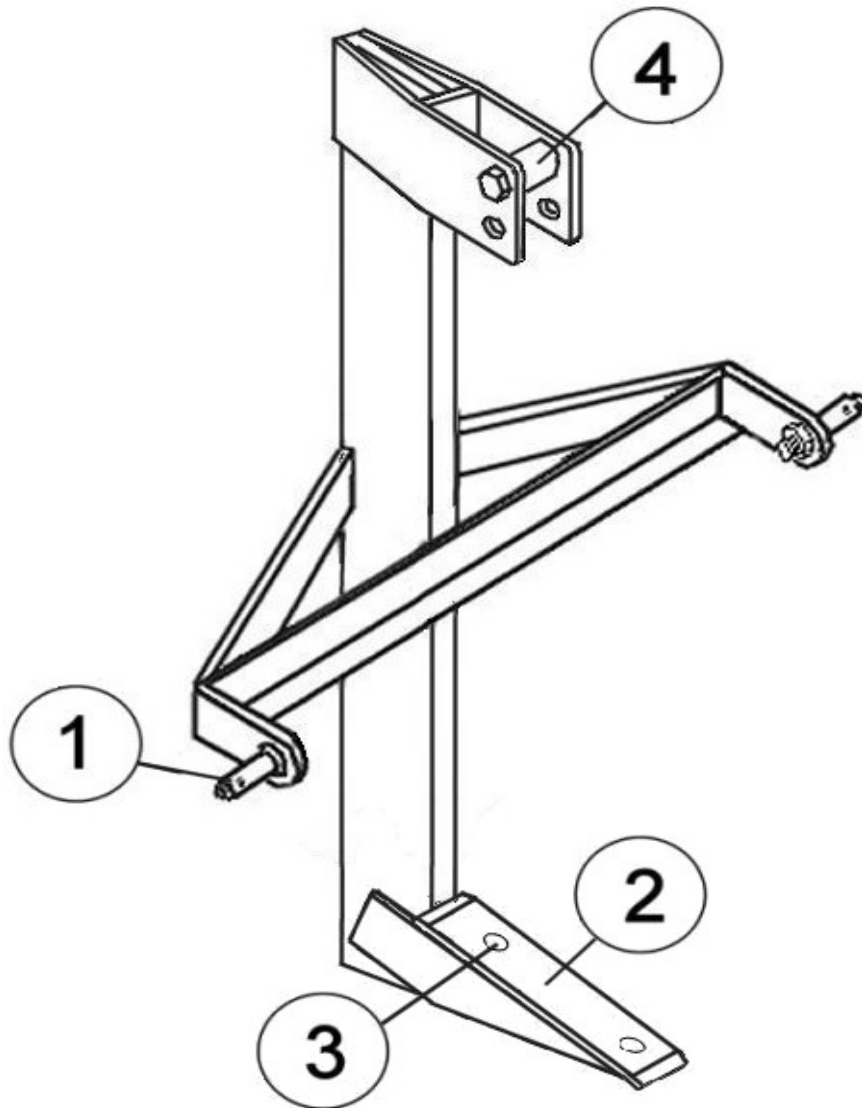
Ref. No.	Part Name	Part Number
1	Tire & Rim	168025
2	Disc Axle	401036
3	Plastic End Cap (Pkg. 2)	504090
4	Sealed Bearings & Flanges	504125
5	Bearing Stand Bolt Pkg. (2-U-Bolts)	504093
6	Locknuts – 1" (Pkg. 4)	504280
7	Cotter Pin & Wheel Washer (Pkg)	504095
8	Disc Blade 14" - Notched	189214
9	Top Link (CAT. 0)	195165
10	Bearing Stand	310049
11	Jack	131120
12	Hitch 1-7/8" Ball	195169
13	Spacer 7-1/4"	310029
14	Spacer 3"	310030

MIDDLE BUSTER



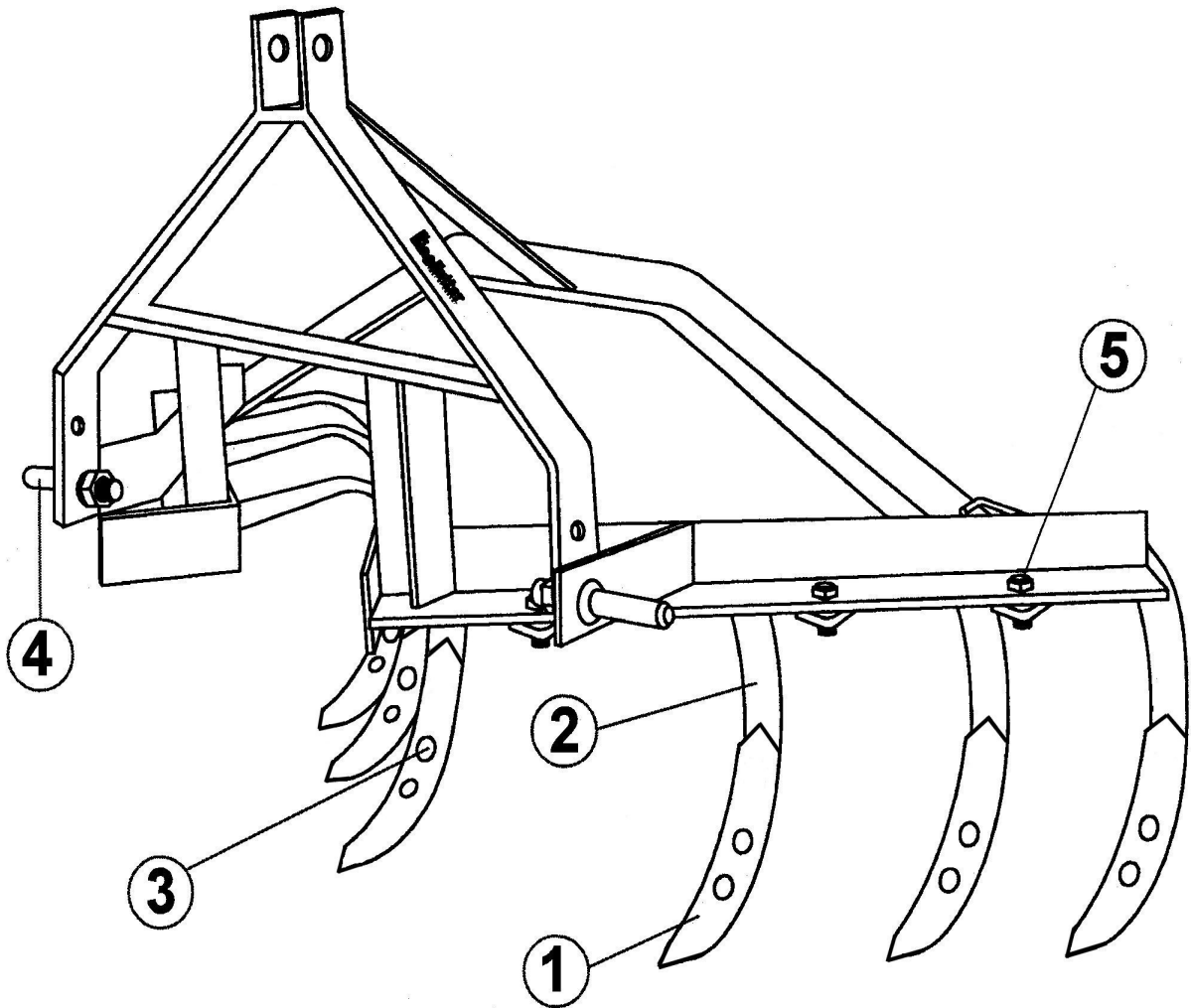
Ref. No.	Part Name	Part Number
1	(CAT. 1) Lift Pins (Pkg. 2)	500001
2	Furrower	177005
3	7/16" x 4" Plow Bolt Set (Pkg. 2)	503002
4	Spacer Kit	504500

SUBSOILER



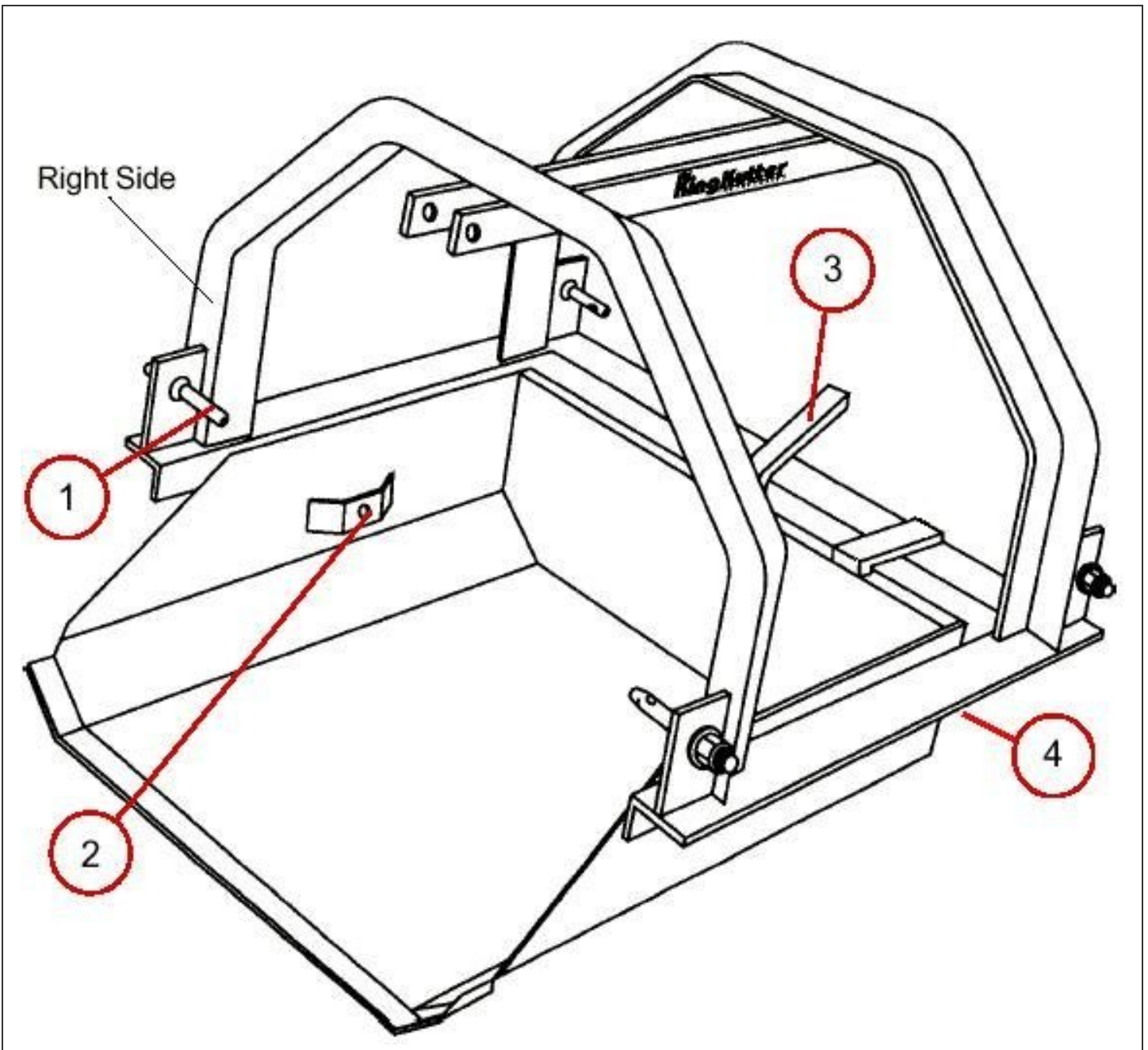
Ref. No.	Part Name	Part Number
1	(CAT. 1) Lift Pins (Pkg. 2)	500001
2	Subsoiler Point	177006
3	7/16" x 4" Plow Bolt Set (Pkg. 2)	503004
4	Spacer Kit	504500

ONE ROW CULTIVATOR



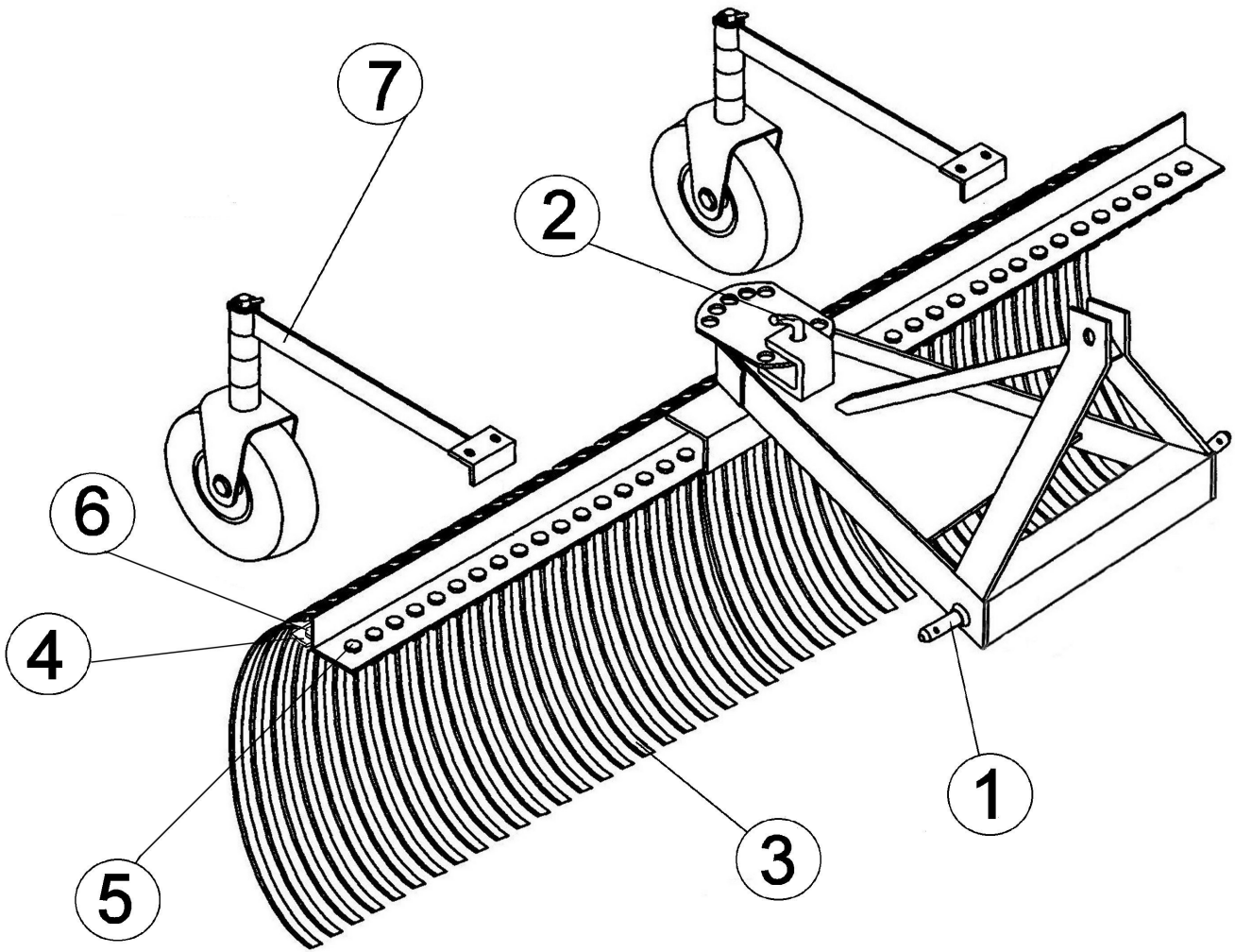
Ref. No.	Part Name	Part Number
1	"C" Tines Points (6/pk)	572005
2	"C" Tine (Pkg. 2)	571005
3	7/16" x 1-1/4" Tine Bolt Set (Pkg. 6)	503003
4	(CAT. 1) Lift Pins (Pkg. 2)	500001
5	Bolt 1/2" X 1-1/2"	N/A

DIRT SCOOP



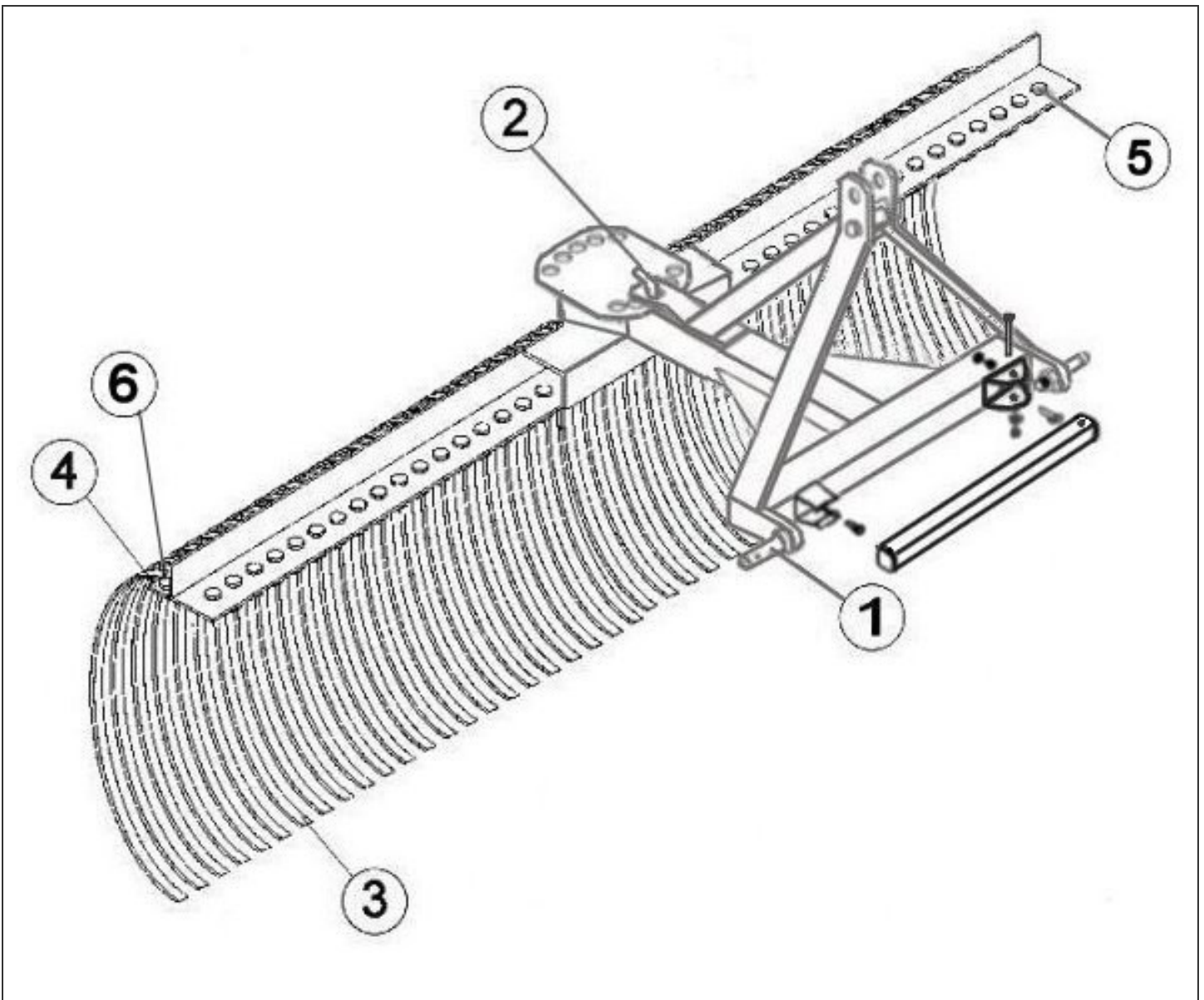
Ref. No.	Part Name	Part 24"	Number 30"
1	(CAT. 1) Lift Pins (Pkg. 2)	500001	500001
2	Hinge Pin	505003	505003
3	Frame Latch Handle	325035	325035
4	Latch Roller Assembly <i>(not shown)</i>	505001	505001

YARD RAKE



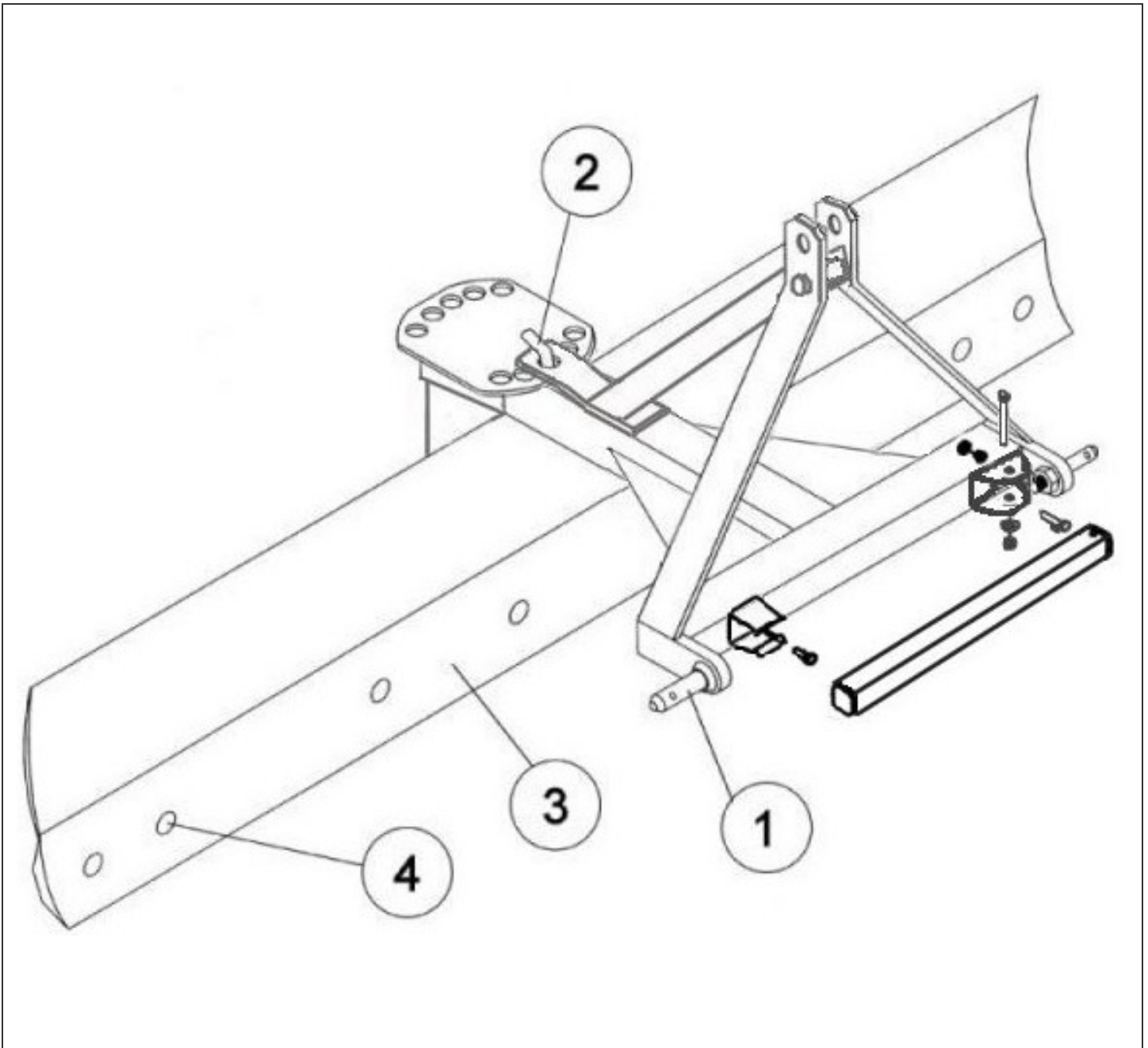
Ref. No.	Part Name	Part Number
1	(CAT. 1) Lift Pins (Pkg. 2)	500001
2	Index Pin	340065
3	Tines (Pkg. 5)	503005
4	60" Strap	350063
4	72" Strap	350064
4	84" Strap	350065
4	96" Strap	350066
5	3/8" X 1" Bolt	N/A
6	3/8" X 1-1/2" Bolt	N/A
7	Gauge Wheel Kit (Optional)	506005

TUBULAR FRAME YARD RAKE



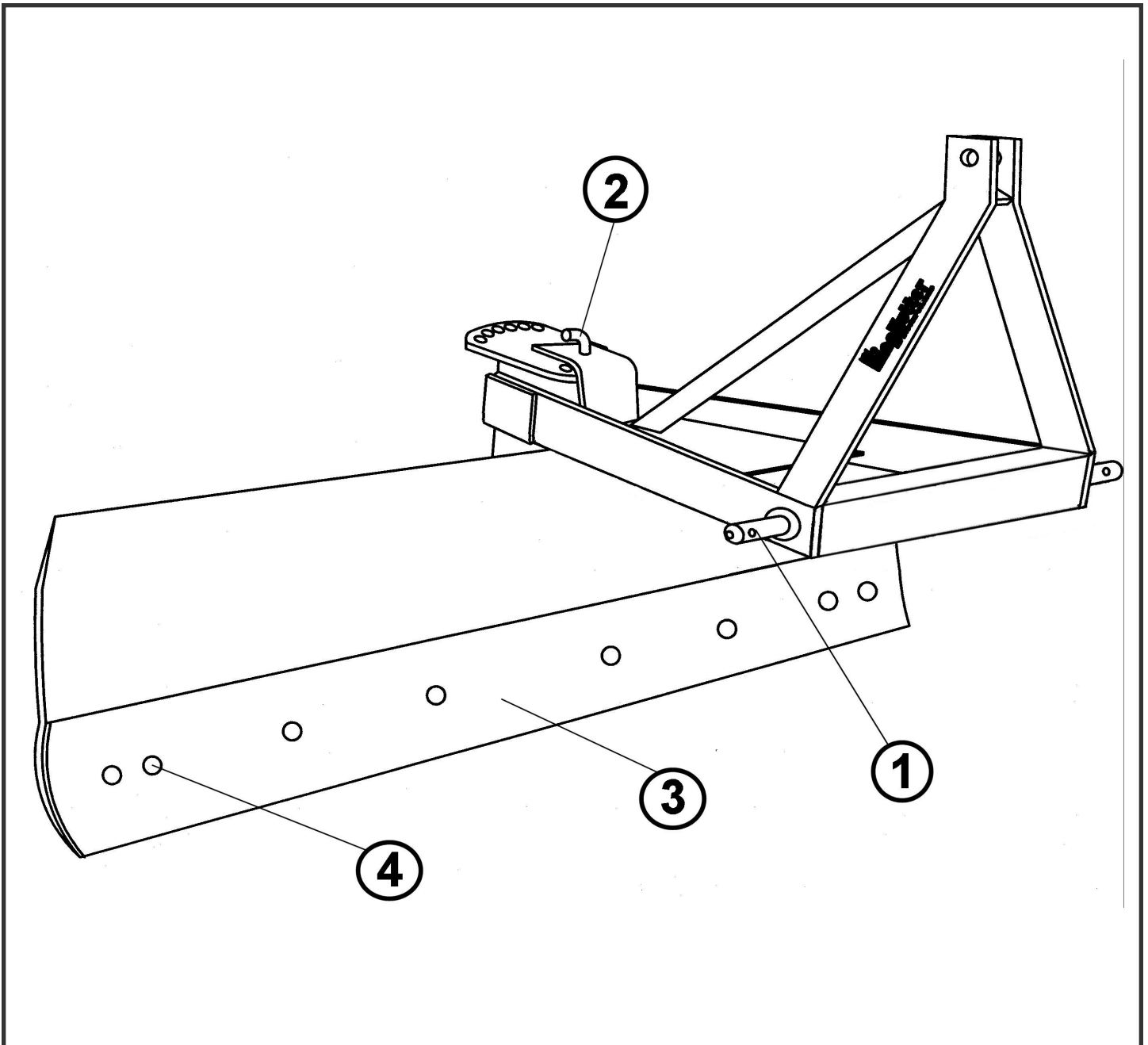
Ref. No.	Part Name	Part Number
1	(CAT. 1) Lift Pins (Pkg. 2)	500001
2	Index Pin	340065
3	Tines (Pkg. 5)	503005
4	60" Strap	350063
4	72" Strap	350064
4	84" Strap	350065
5	3/8" X 1" Bolt	N/A
6	3/8" X 1-1/2" Bolt	N/A

TUBULAR FRAME REAR BLADE



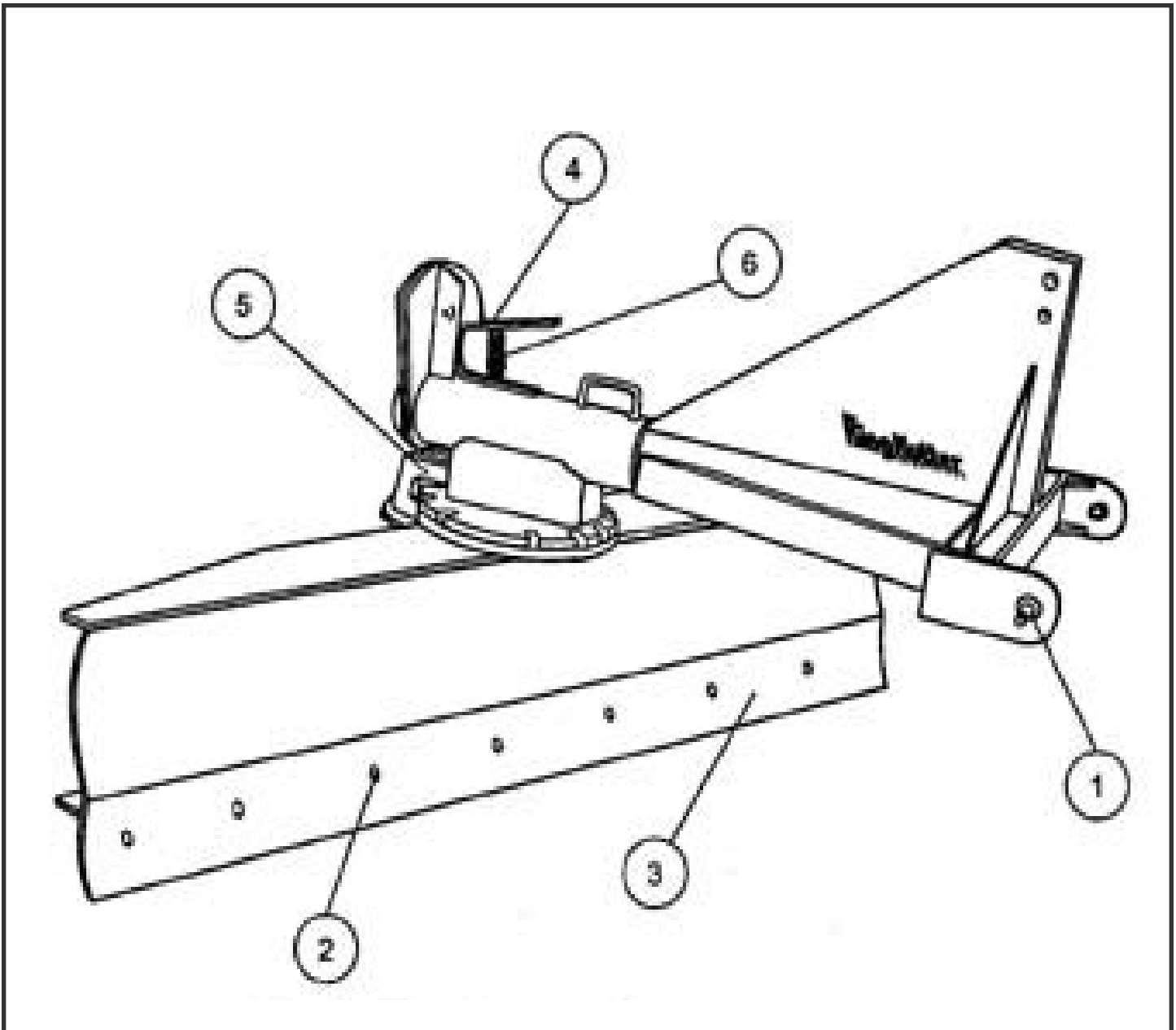
Ref. No.	Part Name	Part Number
1	(CAT. 1) Lift Pins (Pkg. 2)	500001
2	Index Pin	340065
3	60" Cutting Edge	188015
3	72" Cutting Edge	188025
3	84" Cutting Edge	188030
4	Cutting Edge Bolt Set (9pk)	503001

REAR BLADE



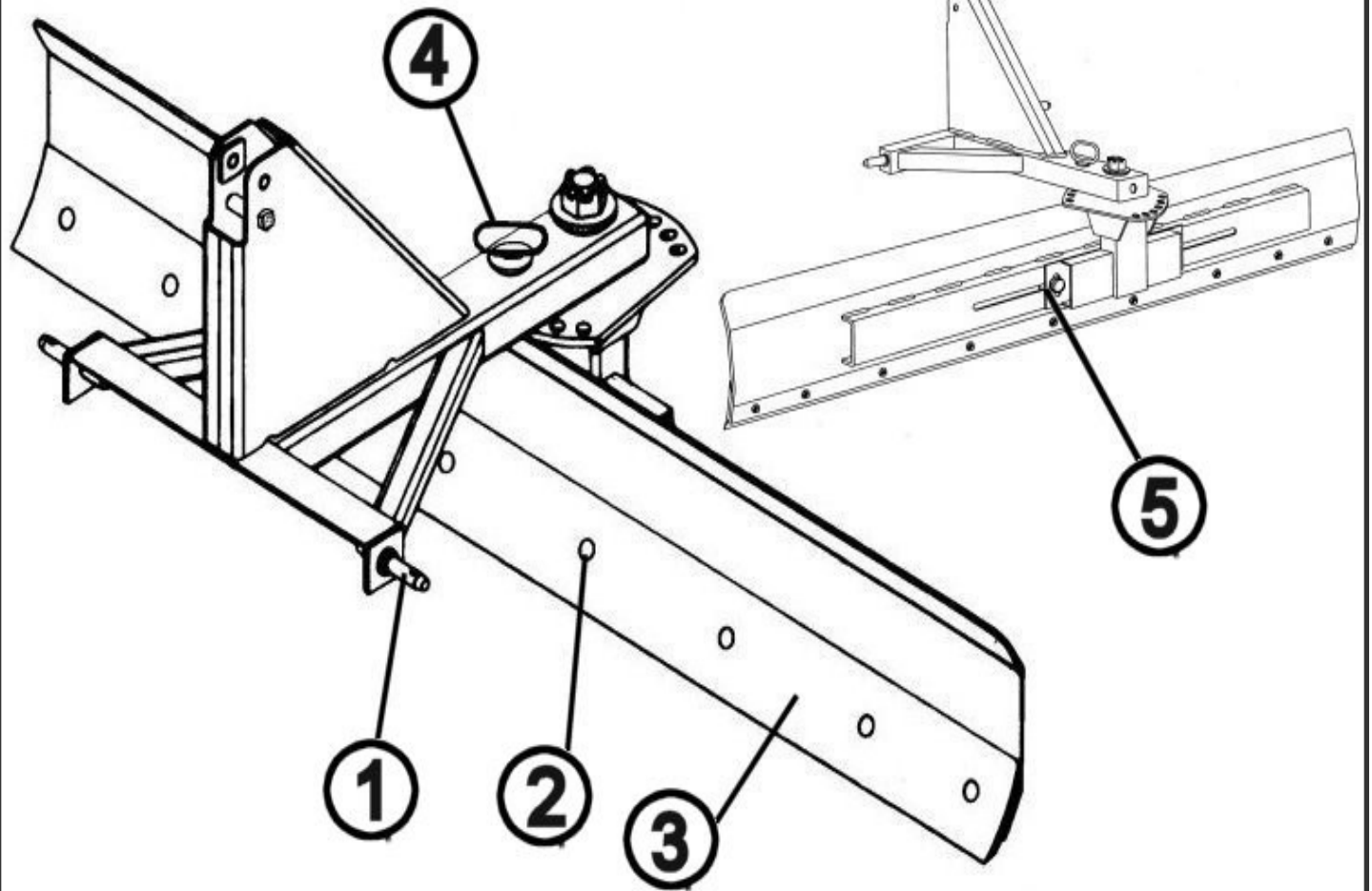
Ref. No.	Part Name	Part Number
1	(CAT. 1) Lift Pins (Pkg. 2)	500001
2	Index Pin	340065
3	60" Cutting Edge	188015
3	72" Cutting Edge	188025
3	84" Cutting Edge	188030
4	Cutting Edge Bolt Set (9pk)	503001

HEAVY DUTY REAR BLADE



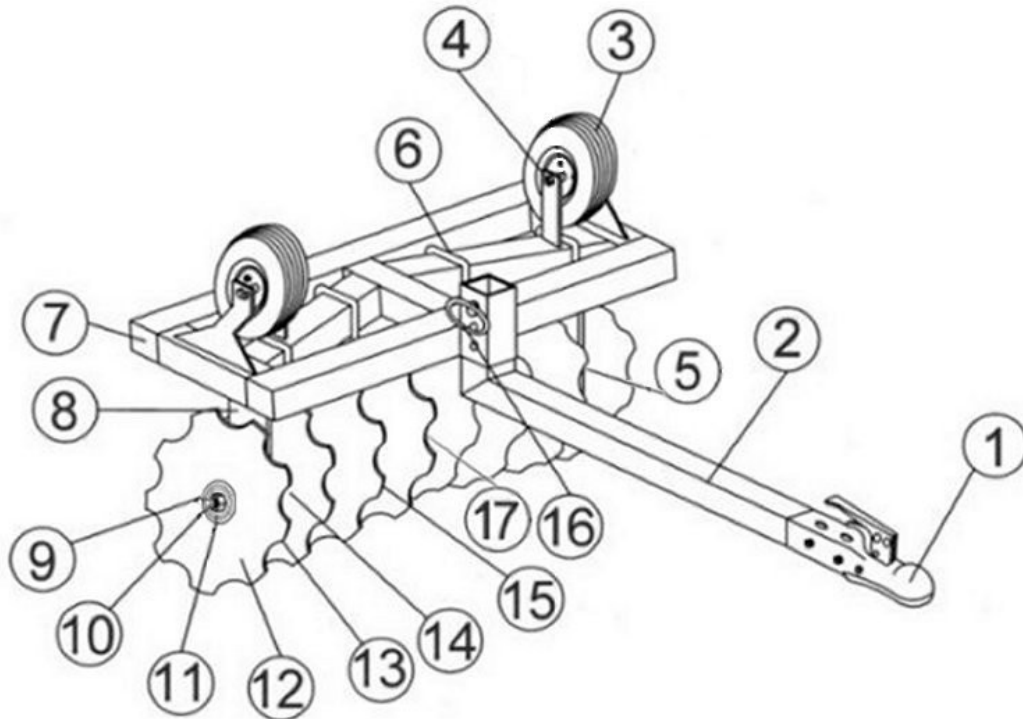
Ref. No.	Part Name	Part Number
1	(CAT. 1) Lift Pins (Pkg. 2)	500001
2	Cutting Edge Bolt Set (9pk)	503001
3	72" Cutting Edge	188025
3	84" Cutting Edge	188030
3	96" Cutting Edge	188035
4	Top Latch Assembly	401041
5	Bottom Latch Assembly	401042
6	HD RB Spring (2/Pk)	503225

PROFESSIONAL REAR BLADE



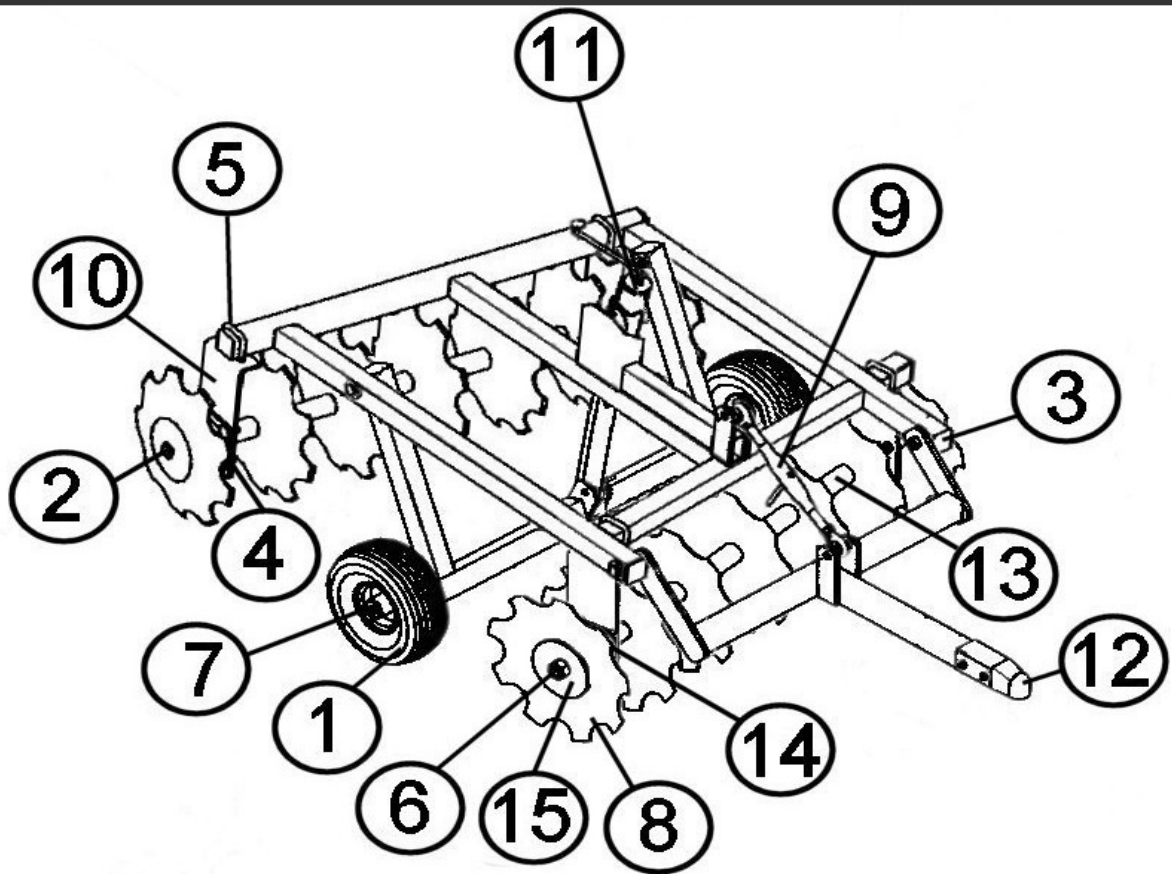
Ref. No.	Part Name	Part Number
1	(CAT. 1) Lift Pins (Pkg. 2)	500001
2	Cutting Edge Bolt Set (9pk)	503001
3	72" Cutting Edge	188025
3	84" Cutting Edge	188030
3	96" Cutting Edge	188035
4	Index Pin Pkg.	194110
5	Slide Assembly	503600

FLIP OVER DISC



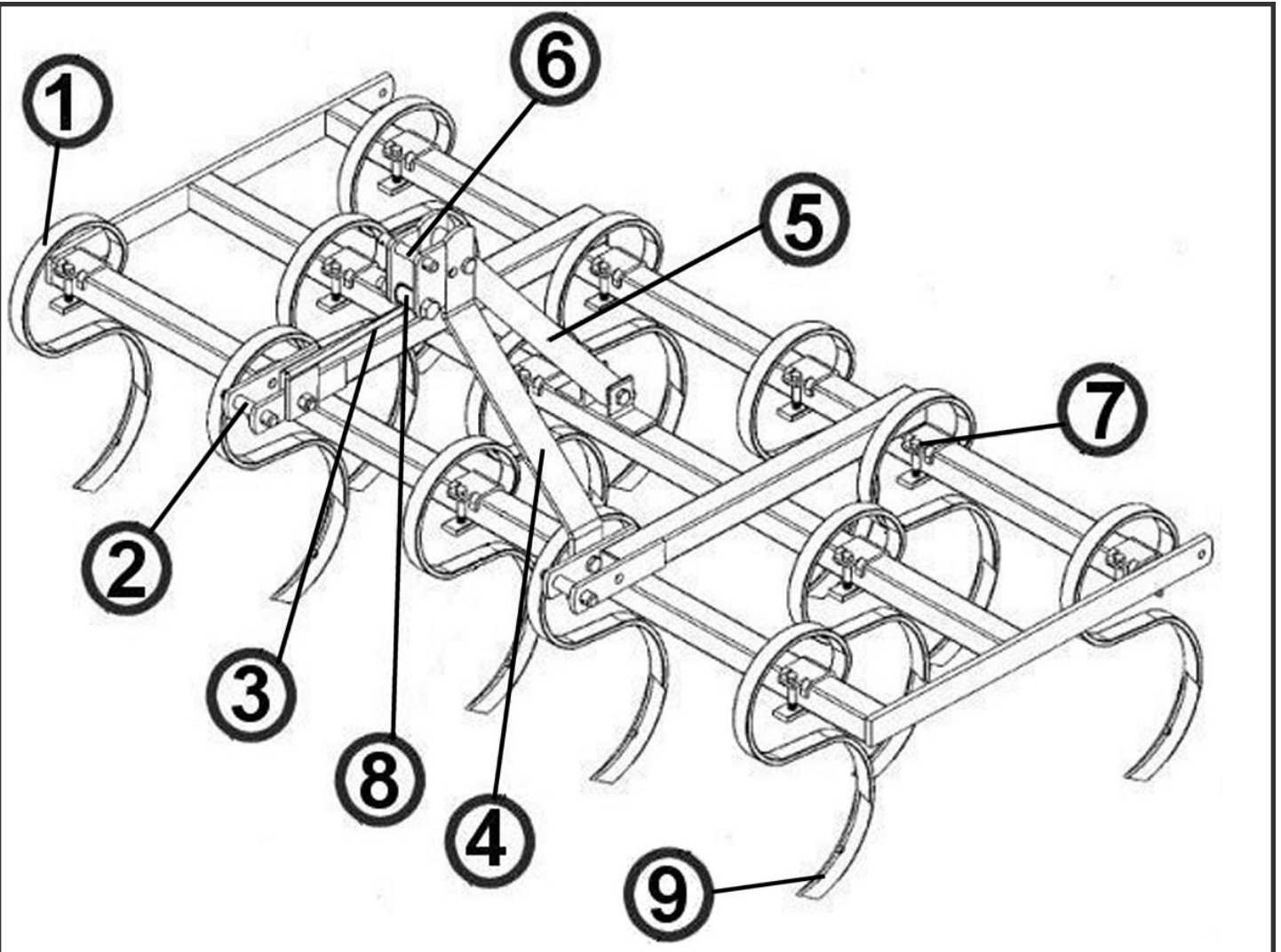
Ref. No.	Part Name	Part Number
1	Hitch 1-7/8" Ball	195169
2	Tongue	403891
3	Tire & Rim	168025
4	Axle Bolt & Spacer Pkg.	504130
5	Sealed Disc Bearing Assembly	504125
6	Hanger Bolt Set (2) 5/8 U-Bolts, Nuts & Washers	504099
7	3" Plastic Cap	124132
8	Bearing Stand Plate	360508
9	1" Locknut (Pkg. 4)	504280
10	Axle	178000
11	Nut Washer 3-1/2"	129605
12	Disc Blade Notched 16"	189216
13	Spacer Spool 2-3/8"	129525
14	Spacer 3-5/8"	129550
15	Large Spacer 7-1/2"	129500
16	Fixed Handle Hitch Pin	194110
17	Bumper Washer 6-5/8"	129600

48" COMPACT DISC



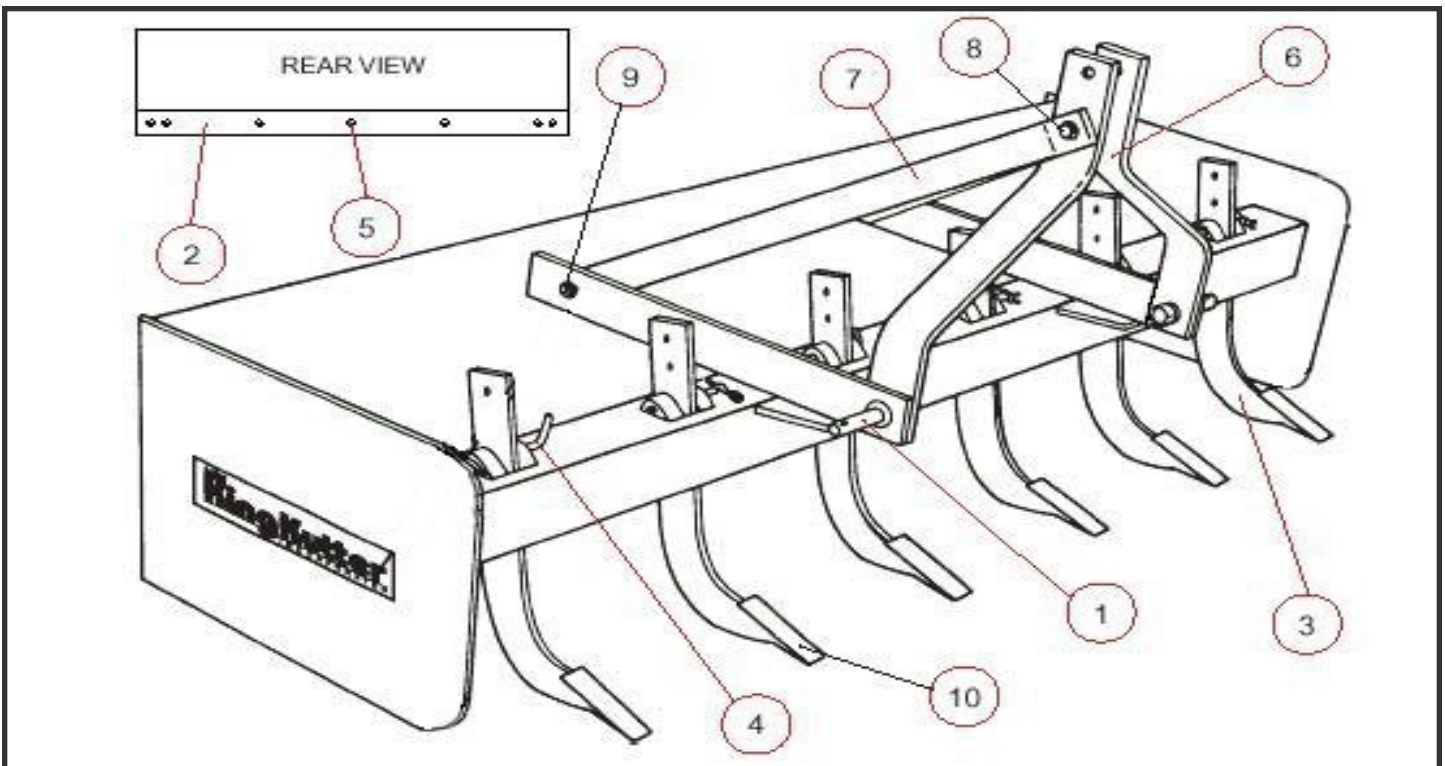
Ref. No.	Part Name	Part Number
1	Tire & Rim	168025
2	Disc Axle	401033
3	Plastic End Cap (Pkg. 2)	504090
4	Sealed Bearings & Flanges	504125
5	Bearing Stand Bolt Pkg. (2-U-Bolts)	504093
6	Locknuts – 1" (Pkg. 4)	504280
7	Cotter Pin & Wheel Washer (Pkg)	504095
8	Disc Blade 14" - Notched	189214
9	Top Link (CAT. 0)	195165
10	Bearing Stand	310049
11	Jack	131120
12	Hitch 1-7/8" Ball	195169
13	Spacer 7-1/4"	310029
14	Spacer 3"	310030
15	Axle Washer	322005

FIELD CULTIVATOR



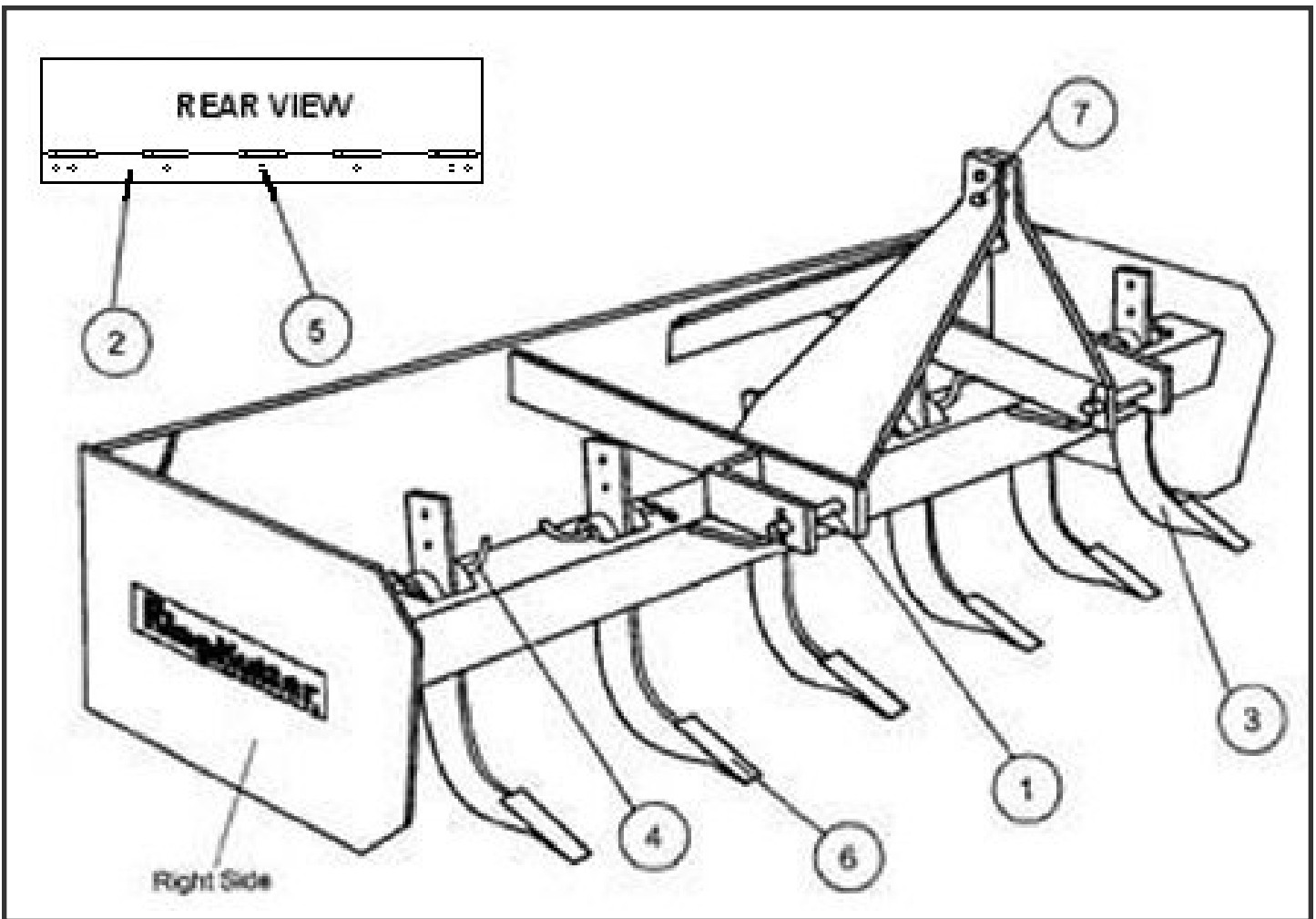
Ref. No.	Part Name	Part Number
1	Field Cultivator Tine Set	573005
2	Hitch Pin w/ Hairpin (Pkg. 2)	573010
3	Lift Arm Assembly (RH)	905001
4	Lift Arm Assembly (LH)	905002
5	Lift Arm Brace	905003
6	Top Link Pin w/ Hairpin	905006
7	Danish Tine Mounting Bracket	905007
8	Lift Arm Spacer Pipe	905004
9	Tine Point Set (Pkg. 5)	502502

BOX BLADE



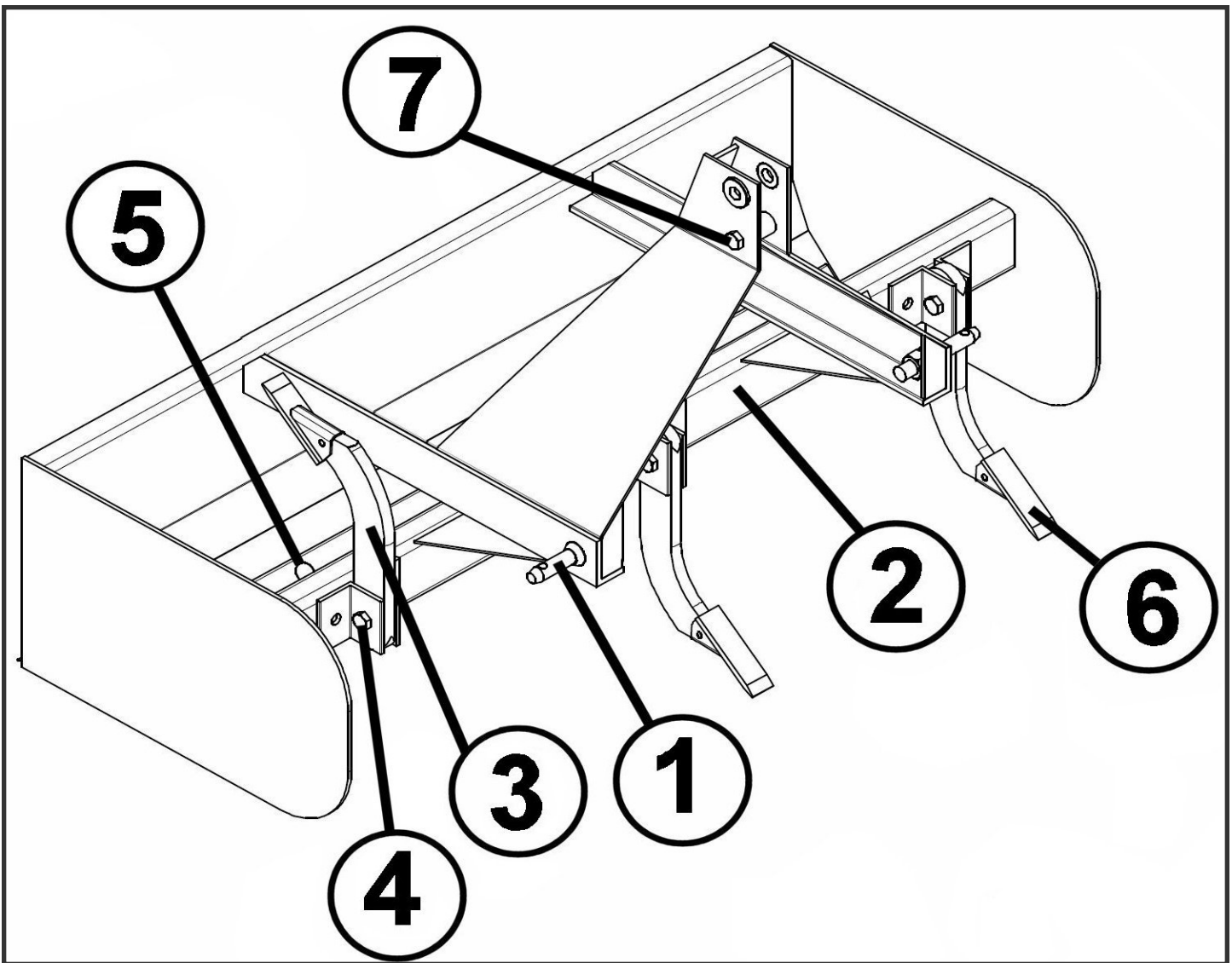
Ref. No.	Part Name	Part Number
1	(CAT. 1) Lift Pins (Pkg. 2)	500001
2	48" Cutting Edge	188005
2	60" Cutting Edge	188015
2	66" Cutting Edge	188020
2	72" Cutting Edge	188025
2	84" Cutting Edge	188030
2	96" Cutting Edge	188035
3	Ripper Shank /w Tooth	120001
4	"L" Pin /w Hair Pin (4pk)	503501
5	Cutting Edge Bolt Set (9pk)	503001
6	Lift Arm - Quick Hitchable	360690
6	Lift Arm	330003
7	Lift Arm Brace	330004
8	5/8" X 4-1/2" Lift Arm Spacer Kit	501090
8	3/4" X 5" Quick Hitchable Lift Arm Spacer Kit	501080
9	5/8" X 2" Bolt	NA
10	Tooth (Weld on)	174010

HINGED BACK BOX BLADE



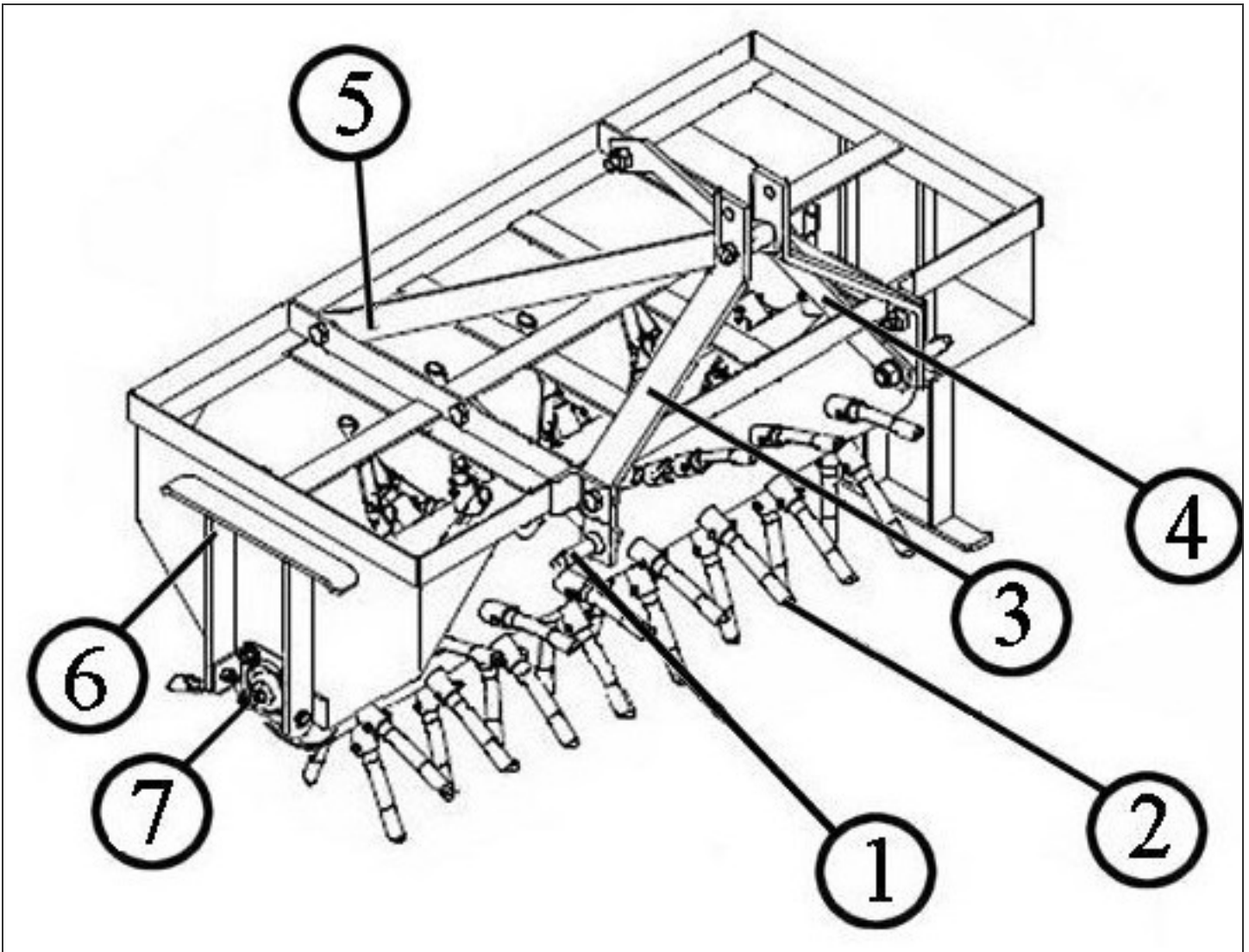
Ref. No.	Part Name	Part Number
1	(CAT. 1) Straight Lift Pins (Pkg. 2)	500007
2	72" Cutting Edge	188025
2	84" Cutting Edge	188030
2	96" Cutting Edge	188035
3	Ripper Shank /w Tooth	120001
4	"L" Pin /w Hair Pin (4pk)	503501
5	Cutting Edge Bolt Set (9pk)	503001
6	Tooth (Weld on)	174010
7	5/8" X 4-1/2" Lift Arm Spacer Kit	504500

EZ SHANK BOX BLADE



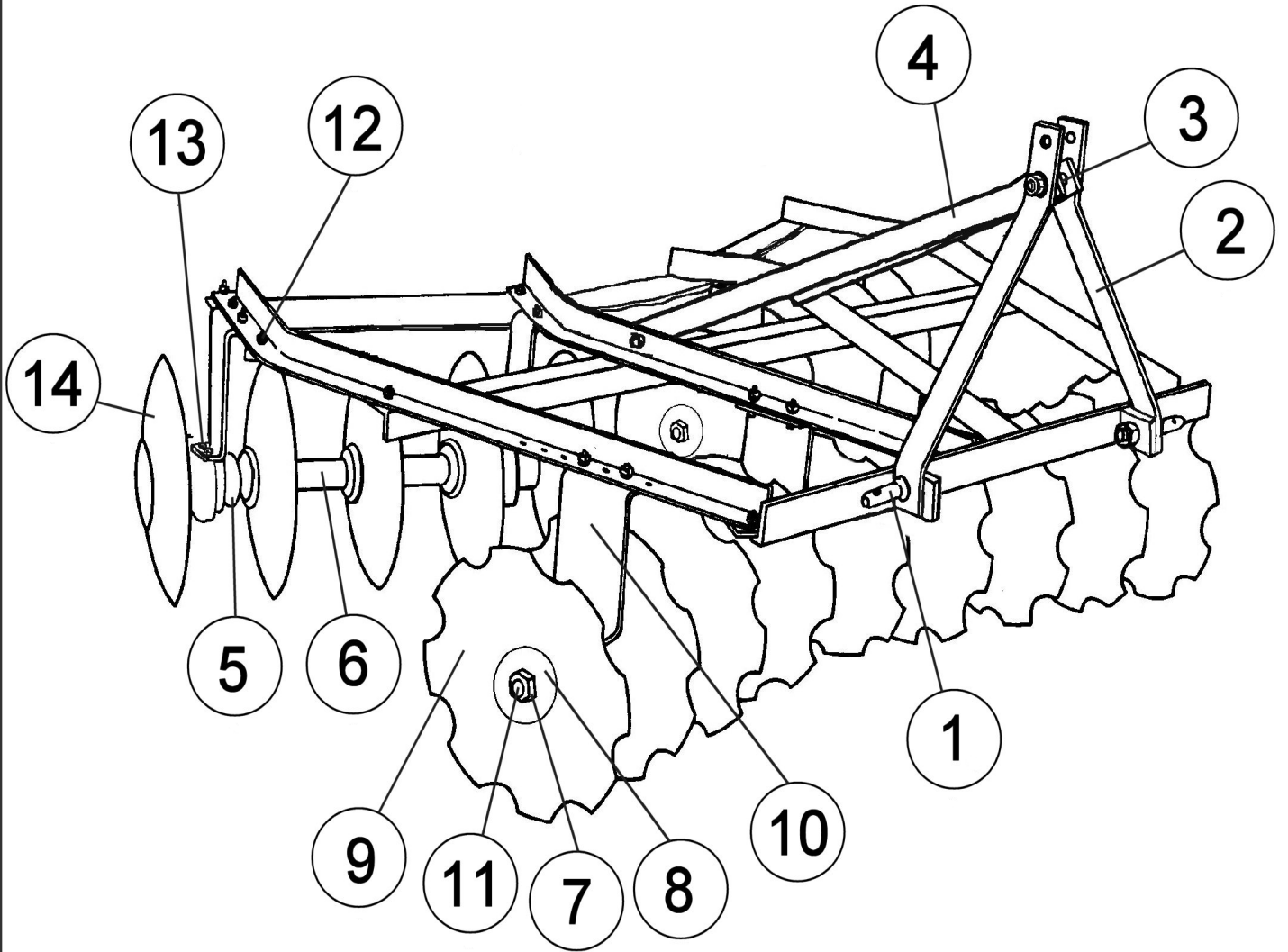
Ref. No.	Part Name	Part Number
1	(CAT. 1) Lift Pins (Pkg. 2)	500001
2	54" Cutting Edge	188009
2	66" Cutting Edge	188019
2	78" Cutting Edge	188027
3	Rotatable Ripper Shank /w Tooth	120002
4	Rotatable Ripper Shank Bolt Pkg. (Bolts & Locknuts 5 Ea.)	503505
5	Cutting Edge Bolt Set (9pk)	503001
6	Tooth (Weld on)	174010
7	5/8" X 4-1/2" Lift Arm Spacer Kit	504500

LAWN PLUGGER



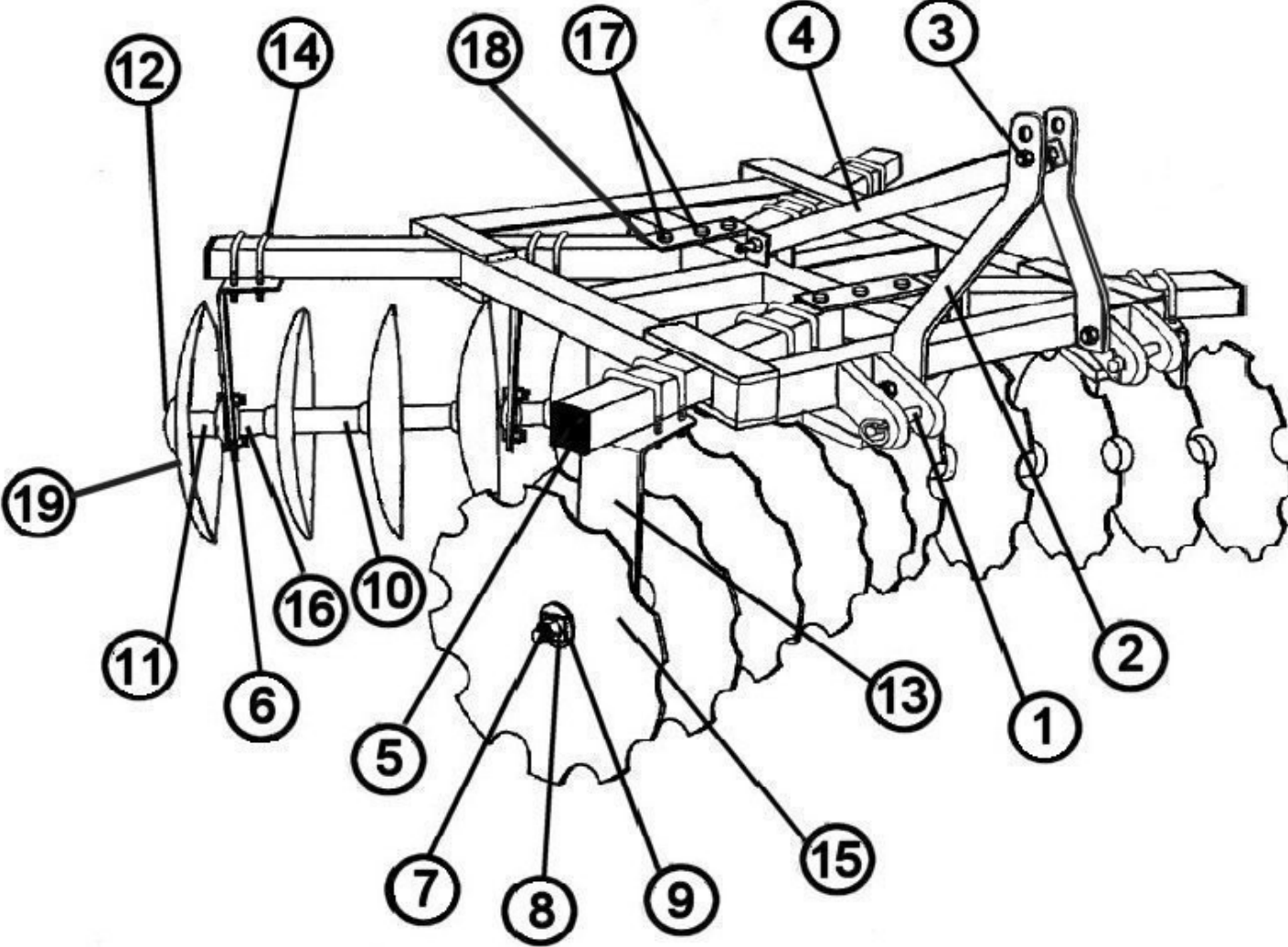
Ref. No.	Part Name	Part Number
1	LIFT PINS CAT. 1 (PK. 2)	500001
2	SPOOL PKG. (4 PK)	502805
3	LIFT ARM	360609
4	BRACE STRAP	360611
5	LIFT ARM BRACE	360610
6	STAND	401232
7	BEARING W/COLLAR PKG.	502800

ANGLE FRAME DISC



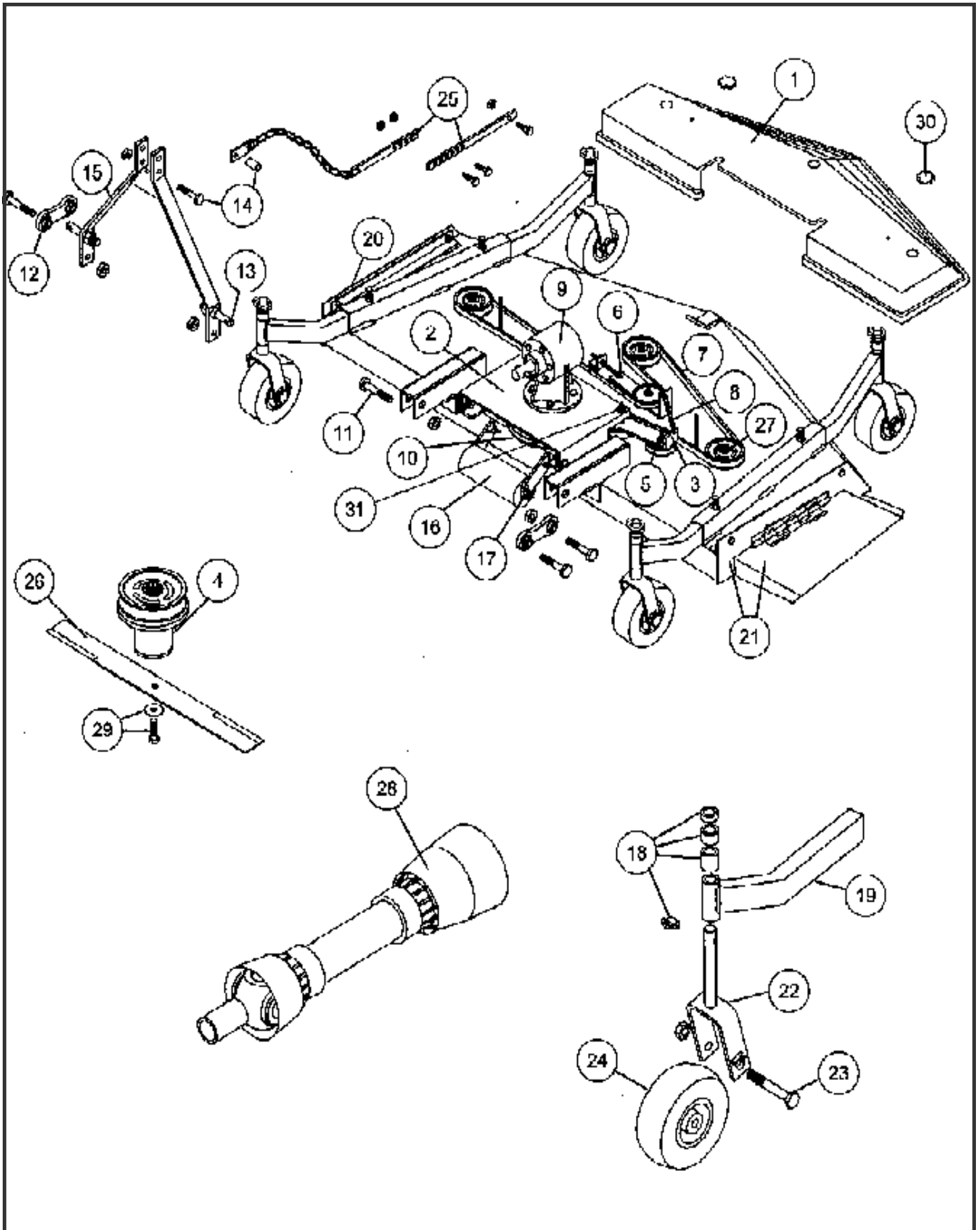
Ref. No.	Part Name	Part Number 4-1/2'	5-1/2'	6-1/2'
1	(CAT. 1) Lift Pins (Pkg. 2)	500001	500001	500001
2	Lift Arm	322075	360183	360183
3	Lift Arm Spacer Kit	504500	504500	504500
4	Lift Arm Brace	360313	360180	360180
5	Bearing Caps (2), Spool (1), Bolts & Nuts	504110	504110	504110
6	Spacer	-	129500	129500
7	Locknuts 1" (4pk)	504280	504280	504280
8	Axle Washer	322005	322005	322005
9	Disc Blade 16" Notched	189216	189216	189216
9	Disc Blade 18" Notched	-	189218	189218
10	Bearing Stand	322060	322060	322060
11	Axle	401034	401035	401036
12	1/2" X 1-1/2" Bolts	NA	NA	NA
13	Bearing Cap Bolt Set	504070	504070	504070
14	Disc Blade 16" Plain	189116	189116	189116
14	Disc Blade 18" Plain	-	189118	189118

BOX FRAME DISC



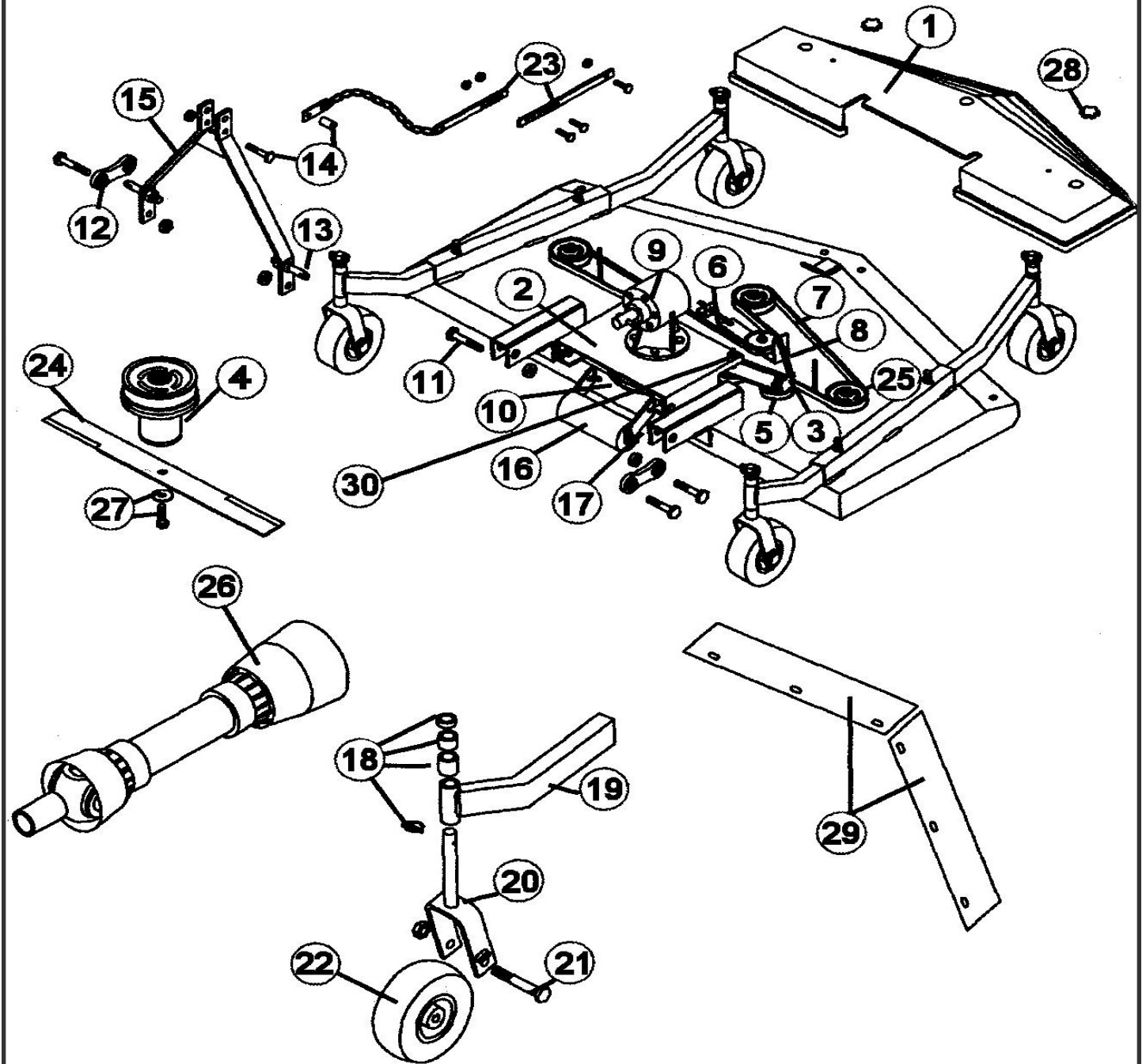
Ref. No.	Part Name	Part 5-1/2'	Part 6-1/2'	Number 7-1/2'
1	Straight (CAT. 1) Lift Pins (Pkg. 2)	500007	500007	500007
2	Lift Arm	360170	360170	360170
3	Lift Arm Spacer Kit	504500	504500	504500
4	Lift Arm Brace	360171	360171	360171
5	Plastic End Cap	124132	124132	124132
6	Sealed Bearings & Flanges	504125	504125	504125
7	Axle	178000	178005	178010
8	Locknuts 1" (4pk)	504280	504280	504280
9	Nut Washer 3-1/2"	129605	129605	129605
10	Spacer 7-1/2"	129500	129500	129500
11	Spacer 3-5/8"	129550	129550	129550
12	Bumper Washer 6-5/8"	129600	129600	129600
13	Bearing Stand	324055	324055	324055
14	Bearing Stand Bolt Pk (2-U Bolts, Nuts, Washers)	504099	504099	504099
15	Disc Blade 18" Notched	189218	189218	189218
15	Disc Blade 20" Notched	189220	189220	189220
16	Spacer 2-3/8"	129525	129525	129525
17	5/8" x 5" Bolt	NA	NA	NA
18	Slide Adjustment Bar	324075	324075	324075
19	Disc Blade 18" Plain	189118	189118	189118
19	Disc Blade 20" Plain	189120	189120	189120

FINISHING MOWER



Ref. No.	Part Name	4"	5"	6"	7"
1	Top Cover	124684	124685	124686	124687
2	Gear Box Plate	403029	403025	403025	403025
3	Idler Pulley Bracket	-	312647	312647	312647
3	Double-Idler Pulley Bracket	-	-	312647	312647
4	Spindle Unit - Single	502303	502300	502300	-
4	Spindle Unit - Double	-	-	502301	502301
5	Idler Pulley - Single	164090	164090	164090	-
5	Idler Pulley- Double	-	-	164091	164091
6	Belt Adjustment Assembly	403682	403688	403688	403688
7	V- Belt*	167108 ¹	167133 ²	167148 ³	167162 ⁴
7	V - Belt Double	-	-	167149	167163
8	Spring	-	502027	502027	502027
9	Gearbox	184000	184000	184000	184005
10	Main Pulley - Single	165114	165114	165112	165114
10	Main Pulley - Double	-	-	165113	165155
11	Swivel Link Bolts 3/4" x 4" /w nut (2ea.)	502011	502011	502011	502011
12	Swivel Link Set	502010	502010	502010	502010
13	(Cat. 1) Lift Pin (2/Pk)	500001	500001	500001	500001
14	Lift Arm Spacer /w Bolt & Nut	502012	502012	502012	502012
15	Lift Arm Assembly	403662	403662	403662	403662
16	Center Roller /w Axle	502110	502110	502110	502110
17	Roller Axle	403670	403670	403670	403670
18	Height Adjuster Set	502120	502120	502120	502120
19	Tail Wheel Arm	403700	403700	403700	403700
20	Side Panel RH	403665	403667	403667	403668
21	Side Chute LH	403681	403678	403678	403679
22	Wheel Fork	403023	403023	403023	403023
23	Axle Bolt 3/4" x 5" /w Nut	502125	502125	502125	502125
24	Tire & Rim /w Axle & Nut	502015	502020	502020	502020
25	Chain Assembly	502690	502690	502690	502690
26	Blade Set /w Bolts	502316	502320	502324	502328
27	Spindle Pulley - Single	502313	502311	502311	-
27	Spindle Pulley - Double	-	-	502312	502312
28	22" PTO Shaft	147022	147022	147022	147022
29	LH Blade Bolt Set /w Washer	502310	502310	502310	502310
30	Plastic Knob	502287	502287	502287	502287
31	Gearbox Plate Bolt Pkg.	-	502197	502197	502197

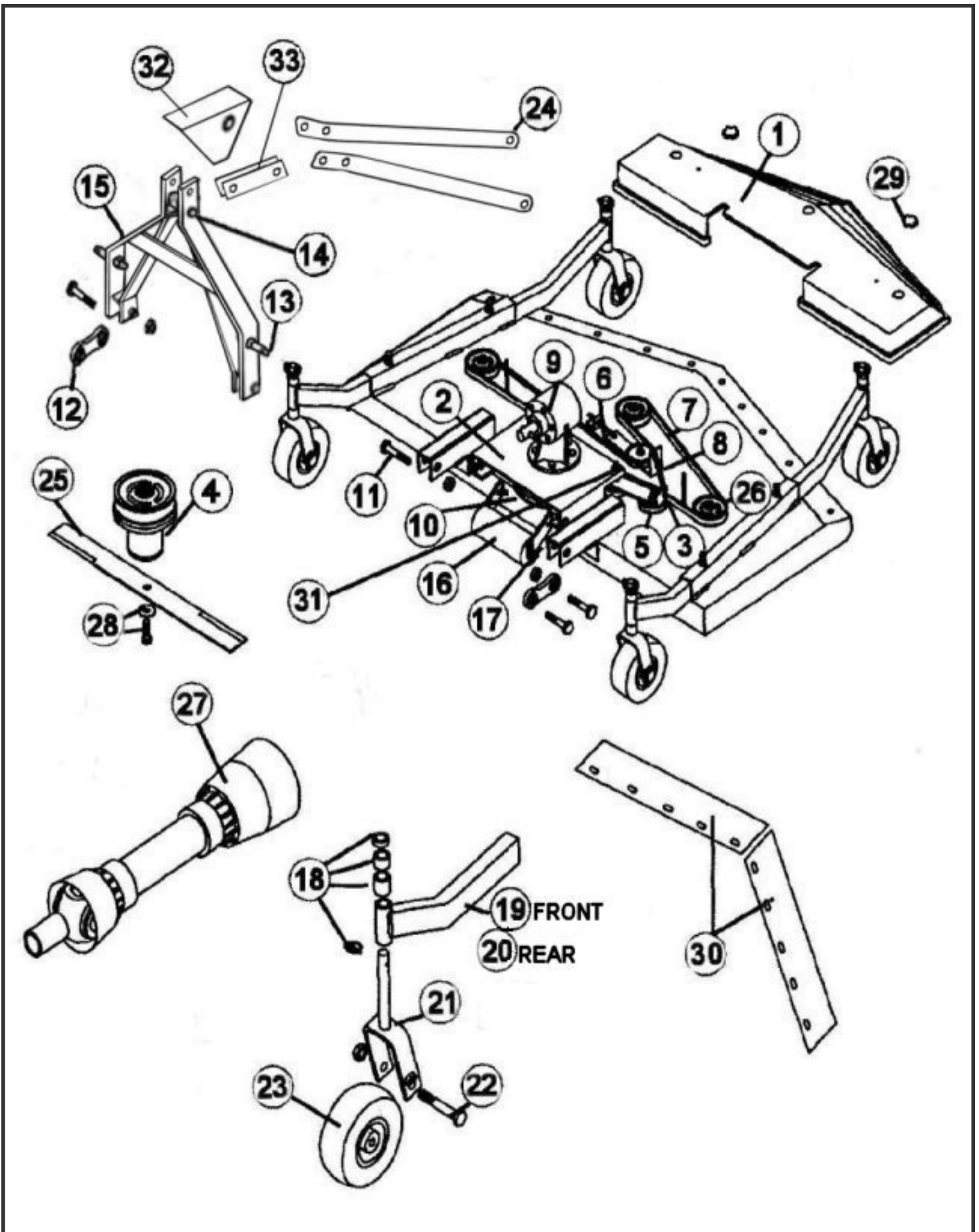
REAR DISCHARGE FINISHING MOWER



Ref. No.	Part Name	4"	5"	6"	7"
1	Top Cover	124684	124685	124686	124687
2	Gear Box Plate	403029	403025	403025	403025
3	Idler Pulley Bracket	-	312647	312647	312647
3	Double-Idler Pulley Bracket	-	-	312647	312647
4	Spindle Unit - Single	502303	502303	502303	-
4	Spindle Unit - Double	-	-	502304	502304
5	Idler Pulley - Single	164090	164090	164090	164090
5	Idler Pulley- Double	-	-	164091	164091
6	Belt Adjustment Assembly	403682	403688	403688	403688
7	V- Belt*	167108 ¹	167133 ²	167148 ³	167162 ⁴
7	V - Belt Double	-	-	167149	167163
8	Spring	-	502027	502027	502027
9	Gearbox	184000	184000	184000	184005
10	Main Pulley - Single	165114	165114	165112	165114
10	Main Pulley - Double	-	-	165113	165155
11	Swivel Link Bolts 3/4" x 4" /w nut (2ea.)	502011	502011	502011	502011
12	Swivel Link Set	502010	502010	502010	502010
13	(Cat. 1) Lift Pin (2/pk)	500001	500001	500001	500001
14	Lift Arm Spacer /w Bolt & Nut	502012	502012	502012	502012
15	Lift Arm Assembly	403662	403662	403662	403662
16	Center Roller /w Axle	502110	502110	502110	502110
17	Roller Axle	403670	403670	403670	403670
18	Height Adjuster Set	502120	502120	502120	502120
19	Front Tail Wheel Arm	403410	403700	403700	403700
19	Rear Tail Wheel Arm	403700	403700	403700	403700
20	Wheel Fork	403023	403023	403023	403023
21	Axle Bolt 3/4" x 5" /w Nut	502125	502125	502125	502125
22	Tire & Rim /w Axle & Nut	502015	502020	502020	502020
23	Chain Assembly	502690	502690	502690	502690
24	Blade Set /w Bolts	502316	502320	502324	502328
25	Spindle Pulley - Single	502313	502313	502313	-
25	Spindle Pulley - Double	-	-	502314	502314
26	22" PTO Shaft	147022	147022	147022	147022
27	LH Blade Bolt Set /w Washer	502310	502310	502310	502310
28	Plastic Knob	502287	502287	502287	502287
29	Belt Guards (1-LH, 1-RH)	502400	502401	502402	502403
30	Gearbox Plate Bolt Pkg.	-	502197	502197	502197

*1B-108 2B-133 3B-148 4B-162 *167112

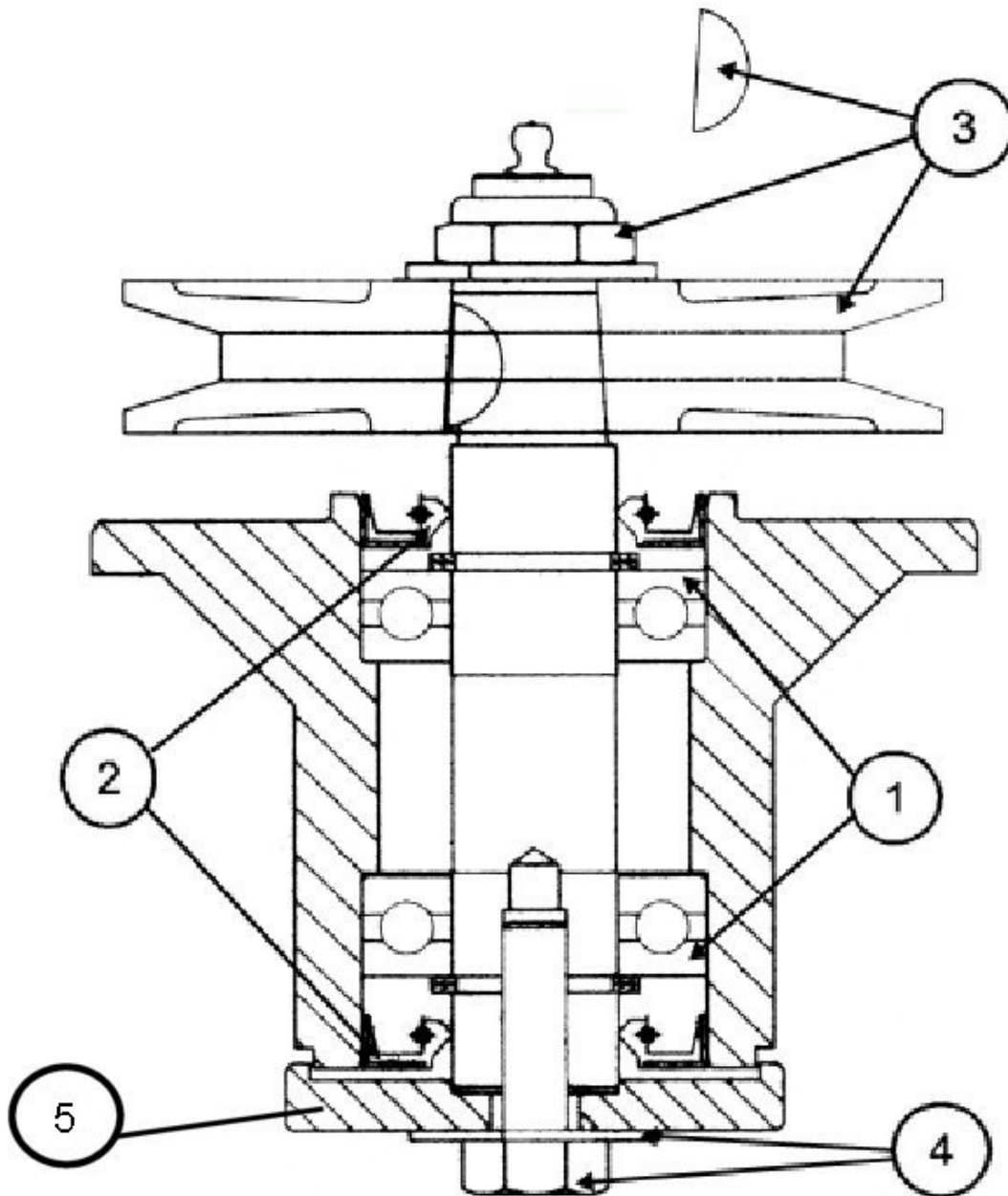
REAR DISCHARGE FLEX HITCH FINISHING MOWER



Ref. No.	Part Name	4'	5'	6'	7' STAINLESS
1	Top Cover	124684	124685	124686	124687
2	Gear Box Plate	403029	403025	403025	403025
3	Idler Pulley Bracket	-	312647	312647	-
3	Double-Idler Pulley Bracket	-	-	312647	312641
4	Spindle Unit - Single	502303	502303	502303	-
4	Spindle Unit - Double	-	-	502304	502304
5	Idler Pulley - Single	164090	164090	164090	-
5	Idler Pulley- Double	-	-	164091	164091
6	Belt Adjustment Assembly	403682	403688	403688	403688
7	V- Belt*	167108 ¹	167133 ²	167148 ³	167162 ⁴
7	V - Belt Double	-	-	167149	167163
8	Spring	-	502027	502027	502027
9	Gearbox	184000	184000	184000	184005
10	Main Pulley - Single	165114	165114	165112	165112
10	Main Pulley - Double	-	-	165113	165113
11	Swivel Link Bolt Pkg. 3/4" x 4" /w nut	502011	502011	502011	502011
12	Swivel Link Set	502010	502010	502010	502010
13	Cat. 1 Lift Pins (2/pk)	500001	500001	500001	500001
14	Lift Arm Spacer /w Bolt & Nut	501095	501095	501095	501095
15	Lift Arm Assembly	403664	403664	403664	403664
16	Center Roller /w Axle	502110	502110	502110	502110
17	Roller Axle	403670	403670	403670	403670
18	Height Adjuster Set	502120	502120	502120	502120
19	Front Tail Wheel Arm	403410	403700	403700	403700
20	Rear Tail Wheel Arm	403700	403700	403700	403700
21	Wheel Fork	403023	403023	403023	403023
22	Axle Bolt 3/4" x 5" /w Nut	502125	502125	502125	502125
23	Tire & Rim /w Axle & Nut	502015	502020	502020	502020
24	Brace Arm	310067	310066	310065	310065
25	Blade Set /w Bolts	502316	502320	502324	502328
26	Spindle Pulley - Single	502313	502313	502313	-
26	Spindle Pulley - Double	-	-	502314	502314
27	22" PTO Shaft	147022	147022	147022	147022
28	LH Blade Bolt Set /w Washer	502310	502310	502310	502310
29	Plastic Knob	502287	502287	502287	502287
30	Belt Guards (1-LH, 1-RH)	502400	502401	502402	502403
31	Gearbox Plate Bolt Pkg.	-	502197	502197	502197
32	Pivot Shield Kit	501029	501029	501029	501029
33	Pivot Bar	401031	401031	401031	401031

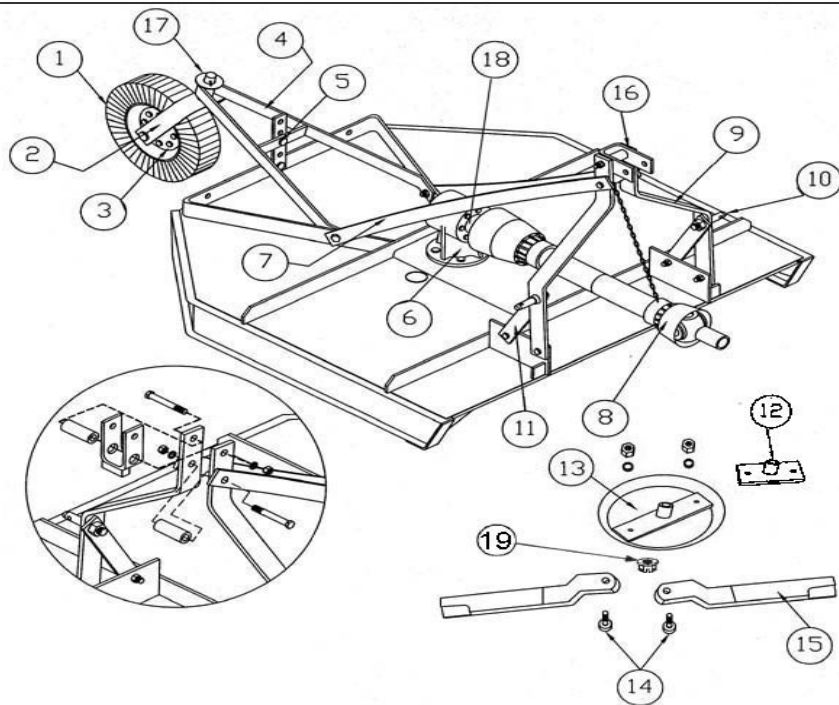
*¹B-108 ²B-133 ³B-148 ⁴B-162 *167112

Blade Spindle Unit



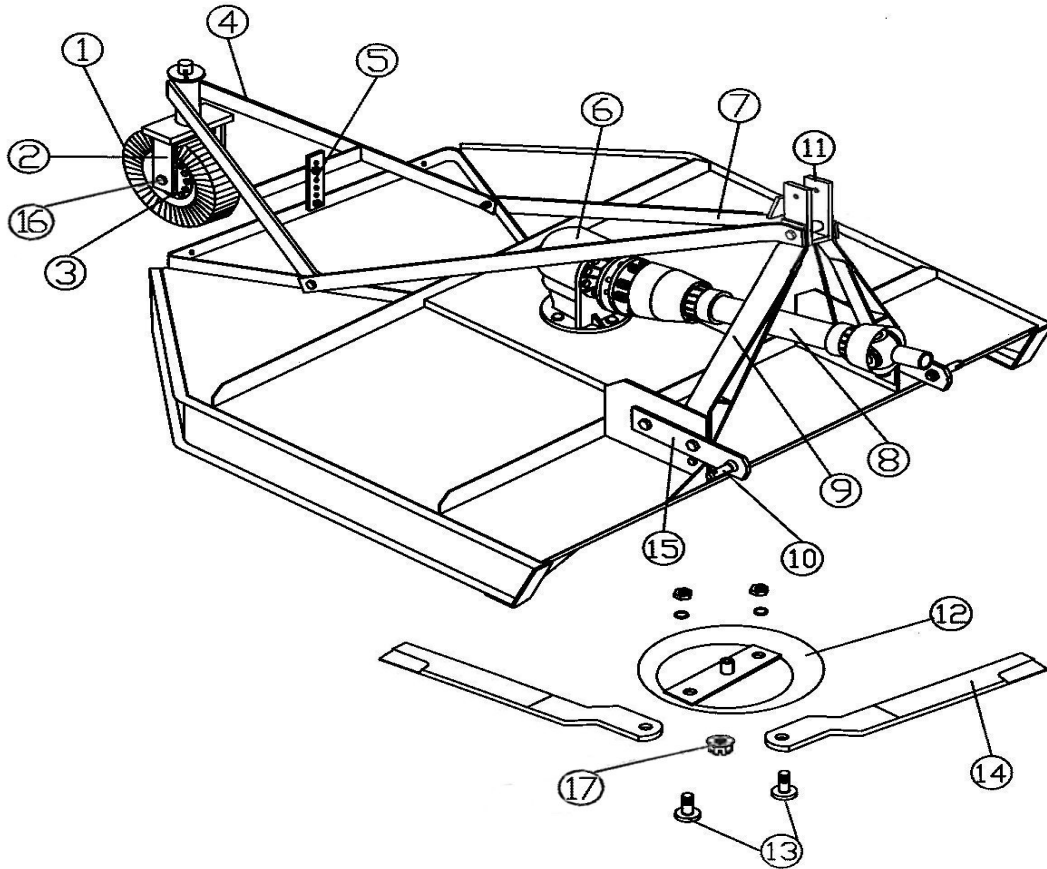
Ref. No.	Part Name	502303	502300	502301	502304
1 & 2	Bearing Kit - (2) Ball Bearings (6205), (2) Seals (TCM25x52x7TC), (4) Snap Rings	555009	555009	555009	555009
3	Spindle Pulley /w Nut & Key	502313	502311	502312	502314
4	Blade Bolt Set (3) /w Washer	502310	502310	502310	502310
5	Spindle Cap	191302	191302	191302	191302

ROTARY MOWER- LIFT



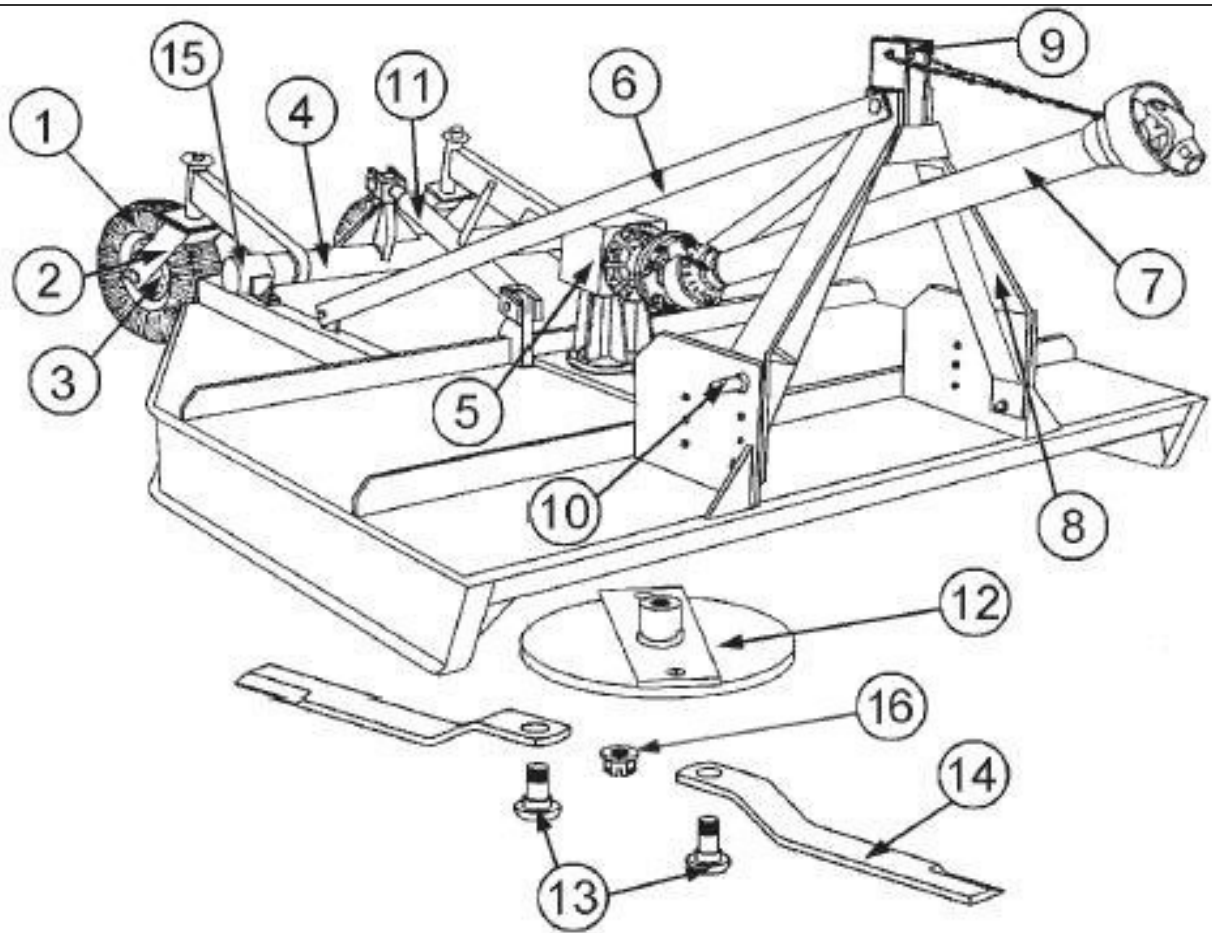
Ref. No.	Part Name	Part Number					
		40"-40hp	4'- 40hp	5'- 40hp	5'- 60hp	6'- 40hp	6'- 60hp
1	Tire & Rim /w Hub	403001	403001	403001	403001	403001	403001
2	Wheel Fork Assembly	403019	403019	403019	403019	403019	403019
3	Wheel Hub Assembly	191100	191100	191100	191100	191100	191100
4	A-Frame Assembly	401022	401018	401019	401019	401020	401020
5	A-Frame Height Adjust.	310081	310081	310081	310081	310081	310081
6	Gear Box Slick	184000	184000	184005	184060	184005	184060
6	Gear Box Splined	-	-	184010	184065	184010	184065
7	Lift Arm Brace	310075	310076	310074	310074	310073	310073
8	PTO Shaft /w Shear Pin	147022	147022	147029	147029	147234	147034
8	PTO Shaft /w Slip Clutch	-	-	147129	147129	147134	147134
9	Lift Arms	310087	310088	310088	310088	310091	310091
10	Cat. 1 Lift Pins (Pkg. 2)	500001	500001	500001	500001	500001	500001
11	Lift Arm Support Strap	-	310071	310071	310071	310071	310071
12	Blade Carrier*	403030	-	-	-	-	-
13	Stump Jumper*	-	403031	403031	403031	403031	403032
14	Blade Bolt Set (Pkg.2)	501001	501001	501001	501001	501001	501001
15	Blade Set (Pkg. 2)	501118	501118	501124	501124	501130	501130
16	Swivel Kit**	-	501027	501027	501027	501027	501027
17	Wheel Washer Kit	501013	501013	501013	501013	501013	501013
18	Shear Bolt Kit (Pkg. 5)	500101	500101	500101	500101	500101	500101
19	1" Castle Nut Pkg.	501110	501110	501110	501110	501110	501110

5' HEAVY DUTY LIFT MOWER



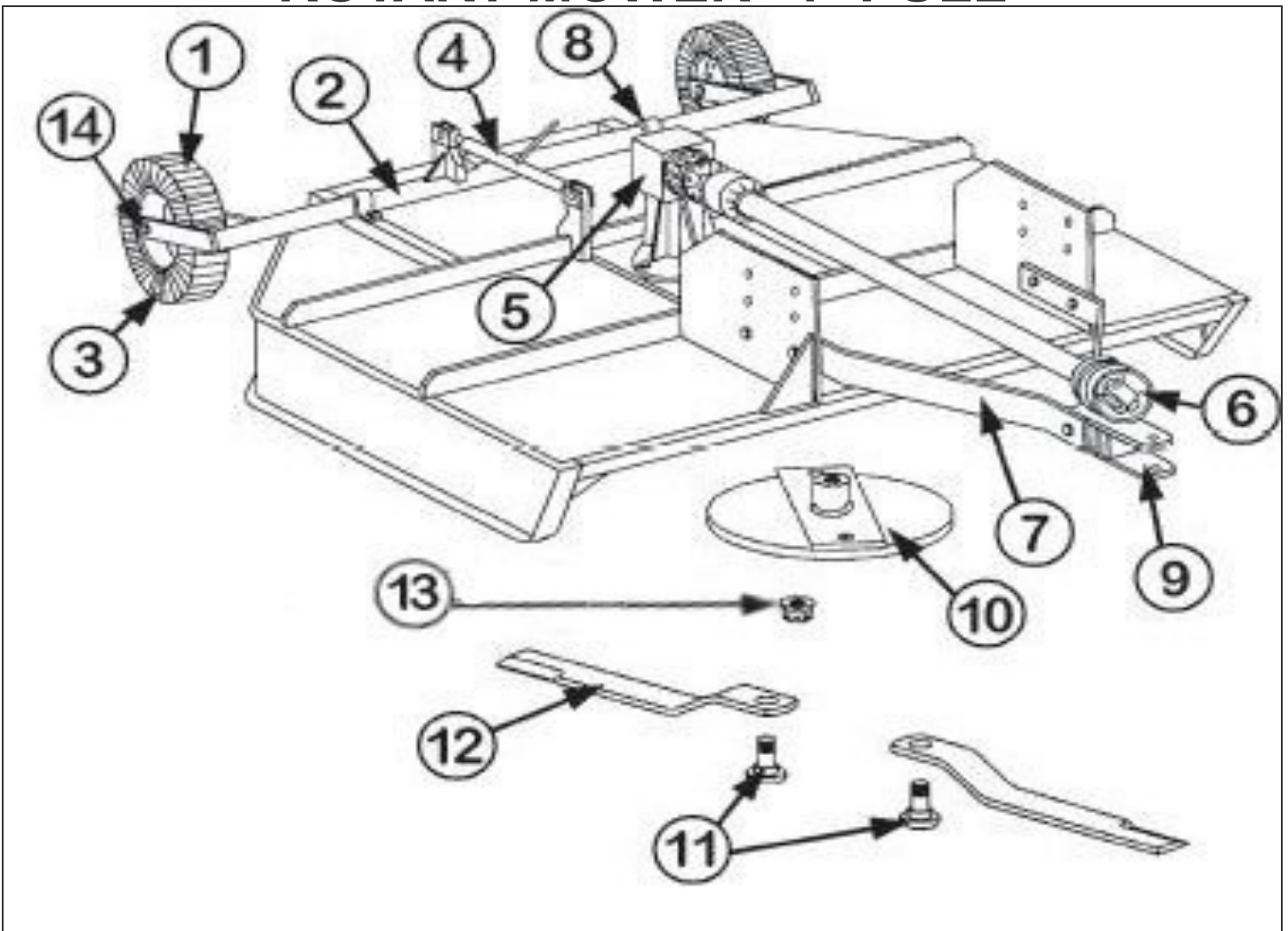
Ref. No.	Part Name	Part	
		5' - 60hp	5' - 80hp
	Rotary Mower Size		
1	Tire & Rim /w Hub	501000	501000
2	Wheel Fork Assembly	403602	403602
3	Wheel Hub Assembly	191200	191200
4	A-Frame Assembly	401023	401023
5	A-Frame Height Adjust.	310081	310081
6	Gear Box	184065	184080
7	Lift Arm Brace	310080	310080
8	PTO Shaft	147134	147134
9	Lift Arm Assembly	403656	403656
10	Cat. 2 Lift Pins (Pkg. 2)	500002	500002
11	Swivel Yoke Assembly	403455	403455
12	Blade Carrier	403041	403041
13	Blade Bolt Set (Pkg.2)	501002	501002
14	Mower Blade Set (Pkg.2)	501224	501224
15	Lift Pin Plate	310974	310974
16	Axle Bolt & Nut	501280	501280
17	Castle Nut & Cotter Pin	501110	501110

6' & 7' HEAVY DUTY LIFT MOWER



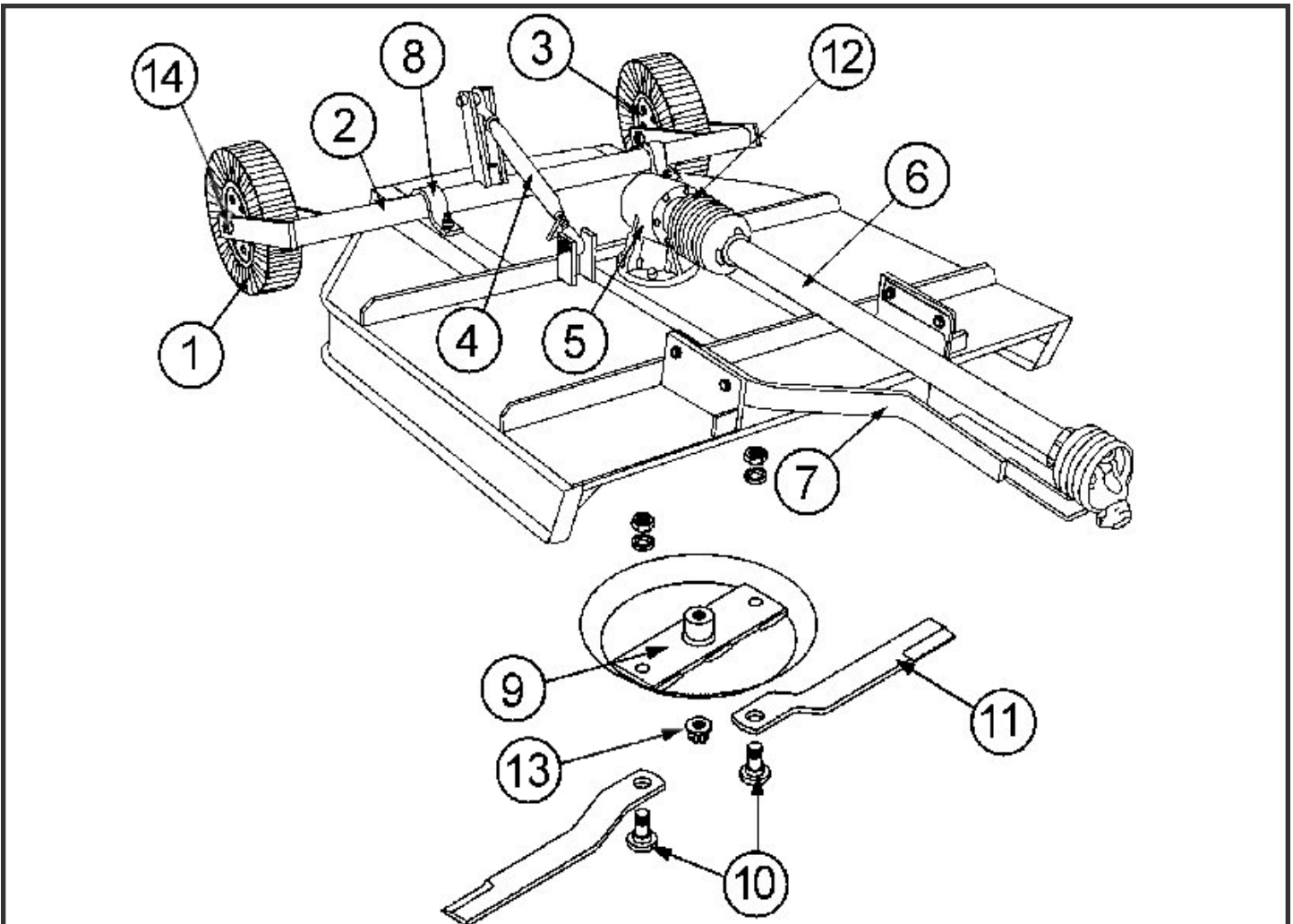
Ref. No.	Part Name	Part Number	Rotary Mower Size		
			6' - 60hp	6' - 80hp	7' - 60hp
1	Tire & Rim /w Hub	501000	501000	501000	501000
2	Wheel Fork Assembly	403602	403602	403602	403602
3	Wheel Hub Assembly	191200	191200	191200	191200
4	Cross Axle Assembly	403600	403600	403601	403601
5	Gear Box	184065	184080	184065	184080
6	Lift Arm Brace	310619	310619	310609	310609
7	PTO Shaft	147134	147134	147248	147248
8	Lift Arm Assembly	403658	403658	403658	403658
9	Swivel Yoke Assembly	403402	403402	403402	403402
10	Cat. 2 Lift Pins (Pkg. 2)	500002	500002	500002	500002
11	Ratchet Jack	195170	195170	195170	195170
12	Blade Carrier	403041	403041	403033	403033
13	Blade Bolt Set (Pkg.2)	501002	501002	501002	501002
14	Mower Blade Set (Pkg.2)	501230	501230	501230	501230
15	Axle End 7'	-	-	403430	403430
16	Castle Nut & Cotter Pin	501110	501110	501110	501110

ROTARY MOWER- 7' PULL



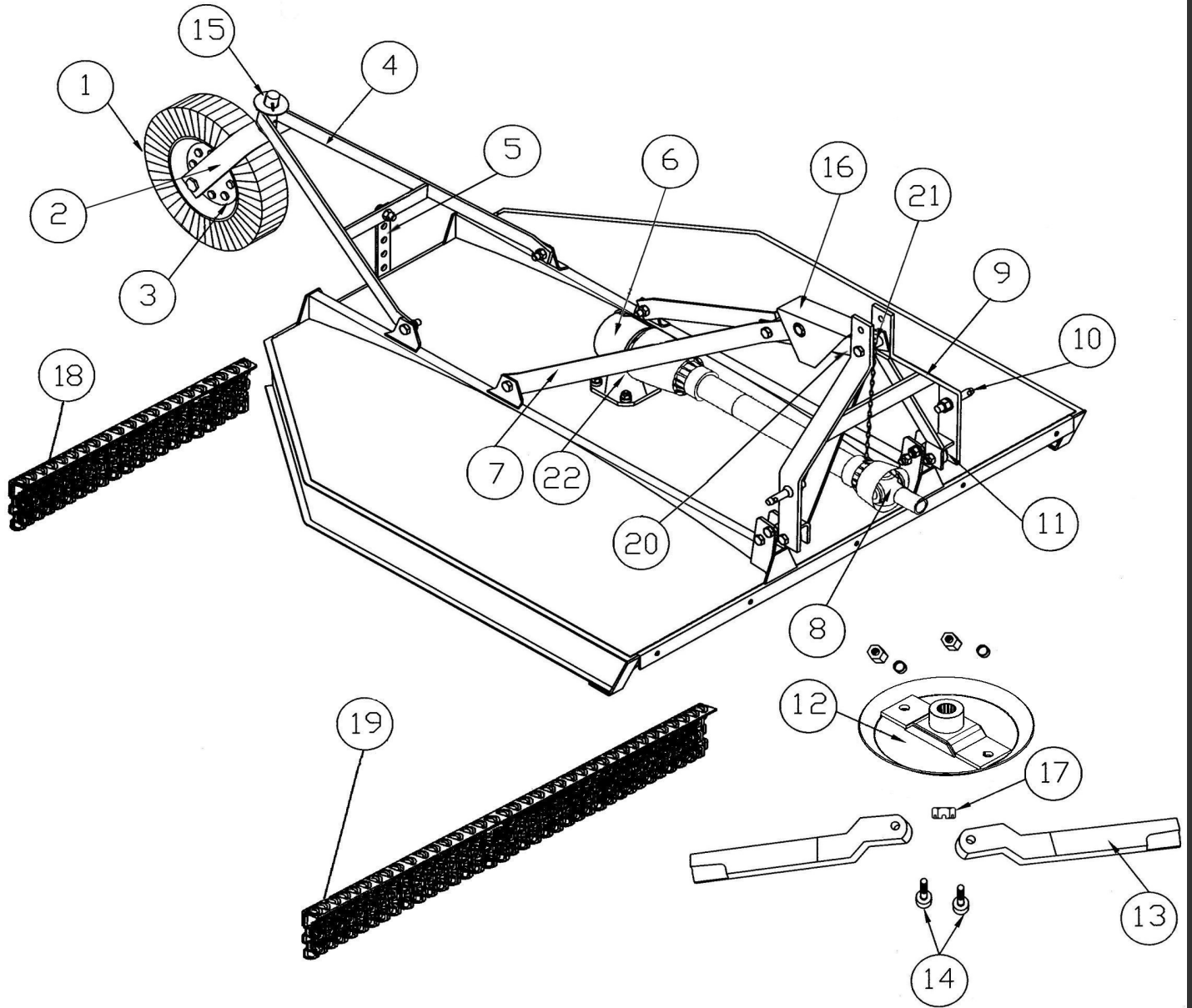
Ref. No.	Part Name	Part Number	
		P-84-60-HD	P-84-80-HD
	Rotary Mower Size		
1	Tire & Rim /w Hub	501000	501000
2	Cross Axle Assembly	403568	403568
3	Wheel Hub Assembly	191100	191100
4	Ratchet Jack	195170	195170
5	Gear Box	184065	184080
6	PTO Shaft	147248	147248
7	Pull Tongue Assembly	403658	403658
8	Axle Cuff	320160	320160
9	Swivel Yoke Assembly	403403	403403
10	Blade Carrier	403033	403033
11	Blade Bolt Set (Pkg.2)	501002	501002
12	Mower Blade Set (Pkg.2)	501230	501230
13	Castle Nut & Cotter Pin	501110	501110
14	Axle Bolt & Nut	501280	501280

ROTARY MOWER- PULL



Ref. No.	Part Name	Rotary Mower Size					
		4'- 40hp	5'- 40hp	5'- 60hp	6'- 40hp	6'- 60hp	6'- 80hp
1	Tire & Rim /w Hub	403001	403001	403001	403001	403001	430001
2	Cross Axle Assembly	403548	403560	403560	403564	403564	403564
3	Wheel Hub Assembly	191100	191100	191100	191100	191100	191100
4	Top Link CAT. 1	195166	195166	195166	195166	195166	195166
5	Gear Box	184005	184005	184060	184005	184060	184080
6	PTO Shaft	147029	147148	147148	147148	147148	147248
7	Pull Tongue Assembly	403648	403648	403648	403648	403648	403648
8	Axle Cuff	320160	320160	320160	320160	320160	320160
9	Stump Jumper	403031	403031	403032	403031	403032	403032
10	Blade Bolt Set (Pkg.2)	501001	501001	501001	501001	501001	501001
11	Mower Blade Set (Pkg.2)	501118	501124	501124	501130	501130	501130
12	Shear Bolt Kit (Pkg. 5)	500101	500101	500101	500101	500101	500101
13	Castle Nut & Cotter Pin	501110	501110	501110	501110	501110	501110
14	Axle Bolt & Nut	501280	501280	501280	501280	501280	501280

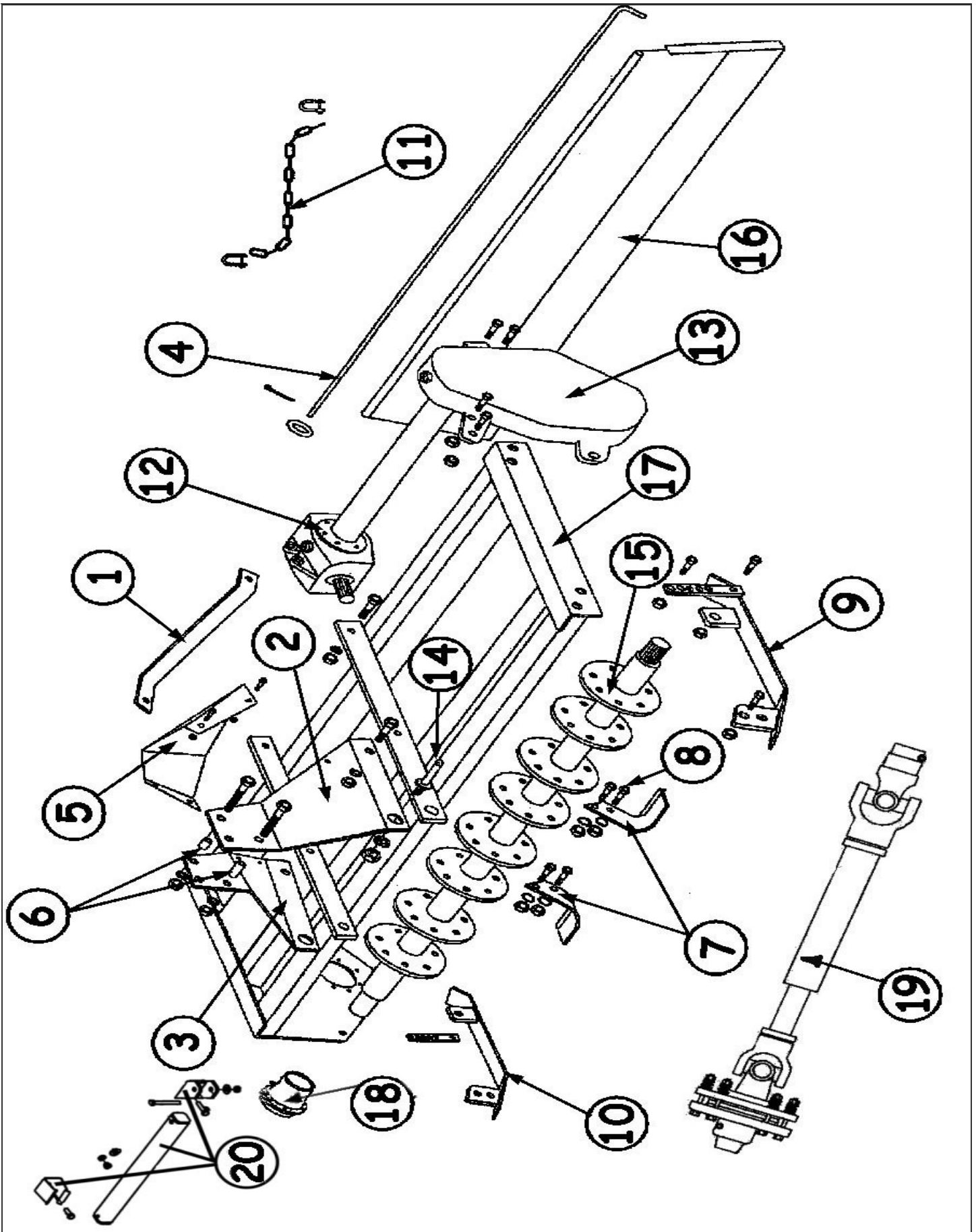
FLEX HITCH KUTTER



Ref. No.	Part Name	Part Number			
		4 Ft.	5 Ft.	6 Ft.	5 Ft. Stainless
1	Tire & Rim /w Hub	403001	403001	403001	403001
2	Wheel Fork Assembly	403019	403019	403019	403019
3	Wheel Hub Assembly	191100	191100	191100	191100
4	A-Frame Assembly	401024	401024	401024	401024
5	A-Frame Height Adjust.	310099	310099	310099	310099
6	Gear Box	184005	184005	184005	184010
7	Lift Arm Brace	360685	310060	310060	310060
8	PTO Shaft	147029	147234	147242	147134
9	Lift Arm Assembly	403661	403663	403663	403663
10	Cat. 1 Lift Pins (Pkg. 2)	500001	500001	500001	500001
11	Swivel Link Set (Pkg. 2)	502010	502010	502010	502010
12	Stump Jumper	403031	403031	403034	403031
13	Mower Blade Set (Pkg.2)	501118	501124	501130	501124
14	Blade Bolt Set (Pkg.2)	501001	501001	501001	501001
15	Wheel Washer Kit	501013	501013	501013	501013
16	Pivot Shield Kit	501029	501029	501029	501029
17	Castle Nut & Cotter Pin Pkg.	501110	501110	501110	501110
18	Rear Chain Guard (Optional)	403971	403973	403975	*403973
19	Front Chain Guard (Optional)	403970	403972	403974	*403972
20	Pivot Bar	401031	401031	401031	401031
21	Spacer & Bolt Kit	501095	501095	501095	501095
22	Shear Bolt Kit (Pkg. 5)	500101	500101	500101	500101

***Front & Rear Chain Guards (Standard with 5' Stainless Steel Cutter)**

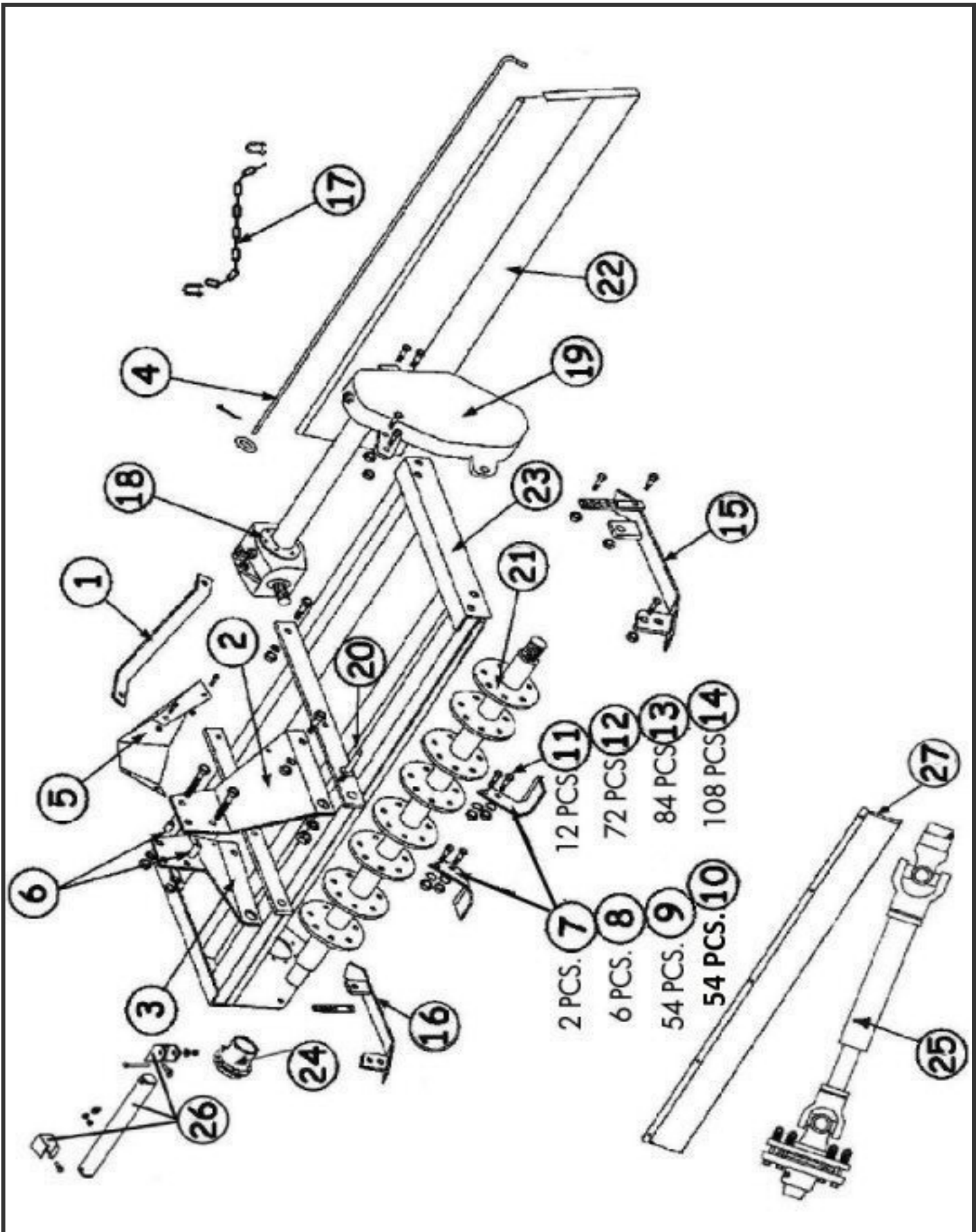
TG TILLER: EXPLODED VIEW



TG TILLER: PARTS LIST

Ref. No.	Part Name	TG-48	TG-60	TG-72
1	Lift Arm Brace	380108	380108	380108
2	Lift Arm (Left hand)	310085	310085	310085
3	Lift Arm (Right hand)	310086	310086	310086
4	Tail Rod Assembly	505116	505116	505116
5	Center Piece Kit	505025	505025	505025
6	Lift Arm Spacer Kit	505030	505030	505030
7	Tine Pkg. (1-Right & 1- Left) w/ bolts	505002	505002	505002
7	Tine Pkg. (3-Right & 3- Left) w/ bolts	505006	505006	505006
7	4' Complete Tine Pkg. (36 pcs.)	505036		
7	5' Complete Tine Pkg. (42 pcs.)		505042	
7	6' Complete Tine Pkg. (54 pcs.)			505054
8	Tine Bolt Pkg. (12 pcs.)	505012	505012	505012
8	Tine Bolt Pkg. (72 pcs.)	505072		
8	Tine Bolt Pkg. (84 pcs.)		505084	
8	Tine Bolt Pkg. (108 pcs.)			505108
9	Skid Assembly (Left Hand)	505050	505050	505050
10	Skid Assembly (Right Hand)	505057	505057	505057
11	Chain & Shackle Kit	505143	505143	505143
12	Top Gearbox Assembly	184064	184066	184067
13	Side Gearbox Assembly	184069	184069	184069
14	Lift Pins CAT. 1 (Pkg. 2)	500001	500001	500001
15	Rotor Assembly	402038	402042	402053
16	Back Plate Assembly	402041	402046	402052
17	Frame Assembly	402039	402043	402054
18	Outboard Hub Assembly (TG Series)	184070	184070	184070
19	PTO Shaft	147122	147122	147122
20	Support Stand Assembly	505022	505022	505022

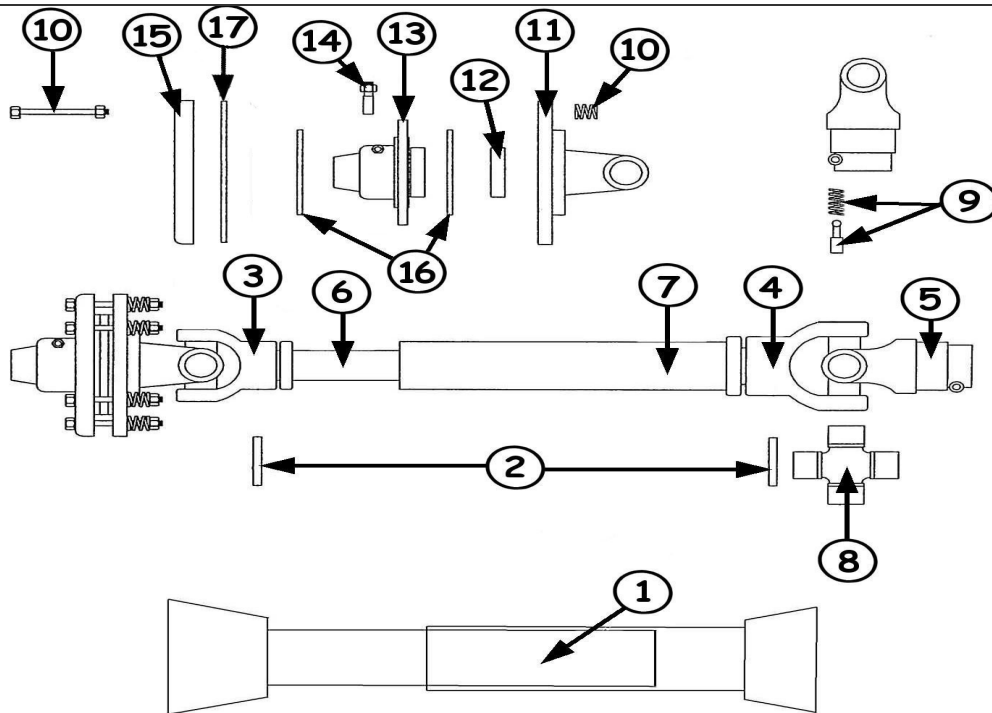
REVERSE TILLER: EXPLODED VIEW



REVERSE TILLER: PARTS LIST

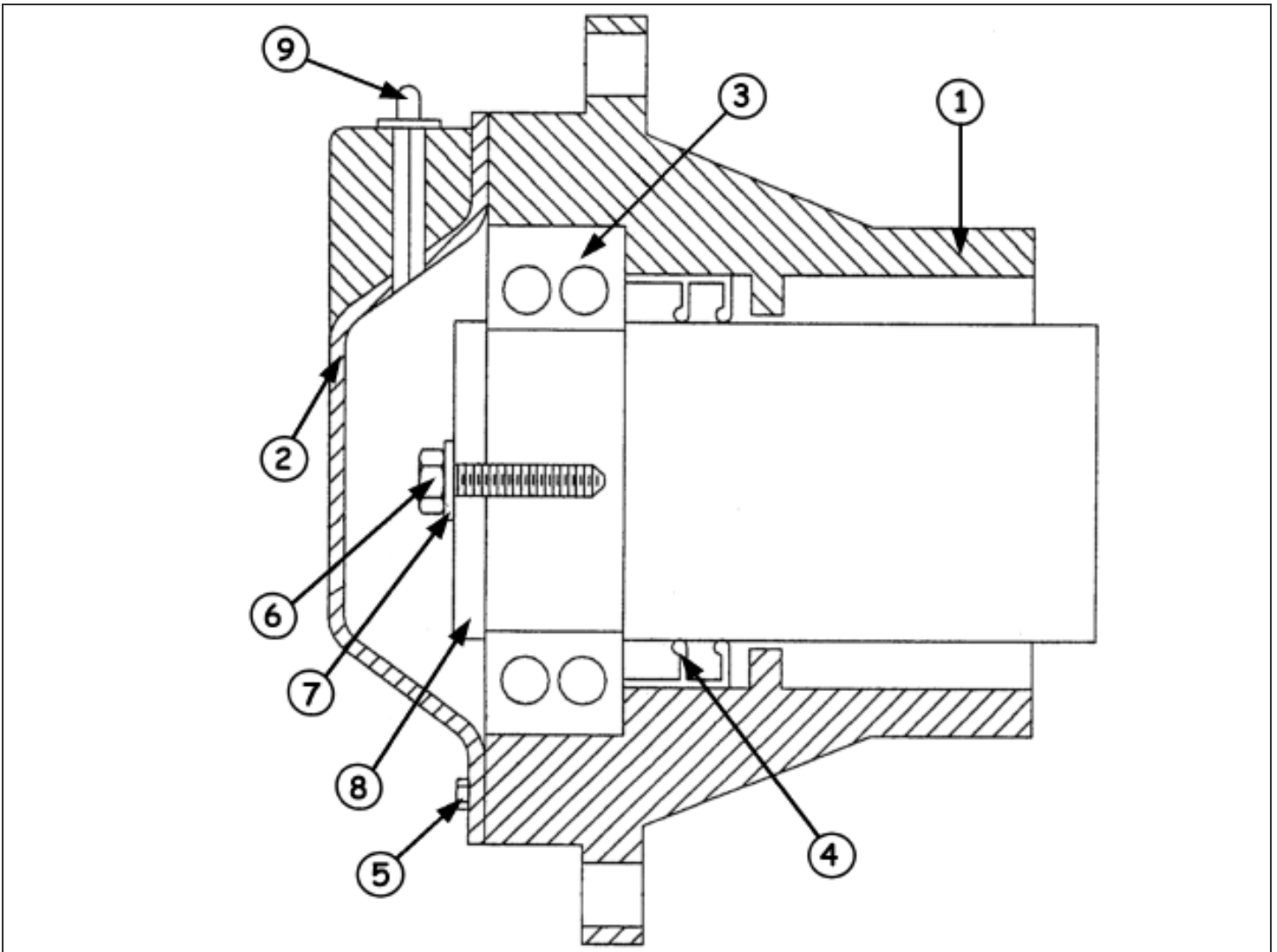
Ref. No.	Part Name	RTG-60	RTG-72
1	Lift Arm Brace	380108	380108
2	Lift Arm (Left hand)	310085	310085
3	Lift Arm (Right hand)	310086	310086
4	Tail Rod Assembly	505016	505014
5	Center Piece Kit	505025	505025
6	Lift Arm Spacer Kit	505030	505030
7	Tine Pkg. (1-Right & 1- Left) w/ bolts	505002	505002
8	Tine Pkg. (3-Right & 3- Left) w/ bolts	505006	505006
9	5' Complete Tine Pkg. (42 pcs.)	505042	
10	6' Complete Tine Pkg. (54 pcs.)		505054
11	Tine Bolt Pkg. (12 pcs.)	505012	505012
12	Tine Bolt Pkg. (72 pcs.)	505072	505072
13	Tine Bolt Pkg. (84 pcs.)	505084	505084
14	Tine Bolt Pkg. (108 pcs.)	505108	505108
15	Skid Assembly (Left Hand)	505050	505050
16	Skid Assembly (Right Hand)	505057	505057
17	Chain & Shackle Kit	505143	505143
18	Top Gearbox Assembly	184072	184073
19	Side Gearbox Assembly	184069	184069
20	Lift Pins CAT. 1 (Pkg. 2)	500001	500001
21	Rotor Assembly	402042	402053
22	Back Plate Assembly	402046	402052
23	Frame Assembly	402043	402054
24	Outboard Hub Assembly (TG Series)	184070	184070
25	PTO Shaft	147122	147122
26	Support Stand Assembly	505022	505022
27	Deflector Shield Pkg.	505120	505121

22" PTO 147122



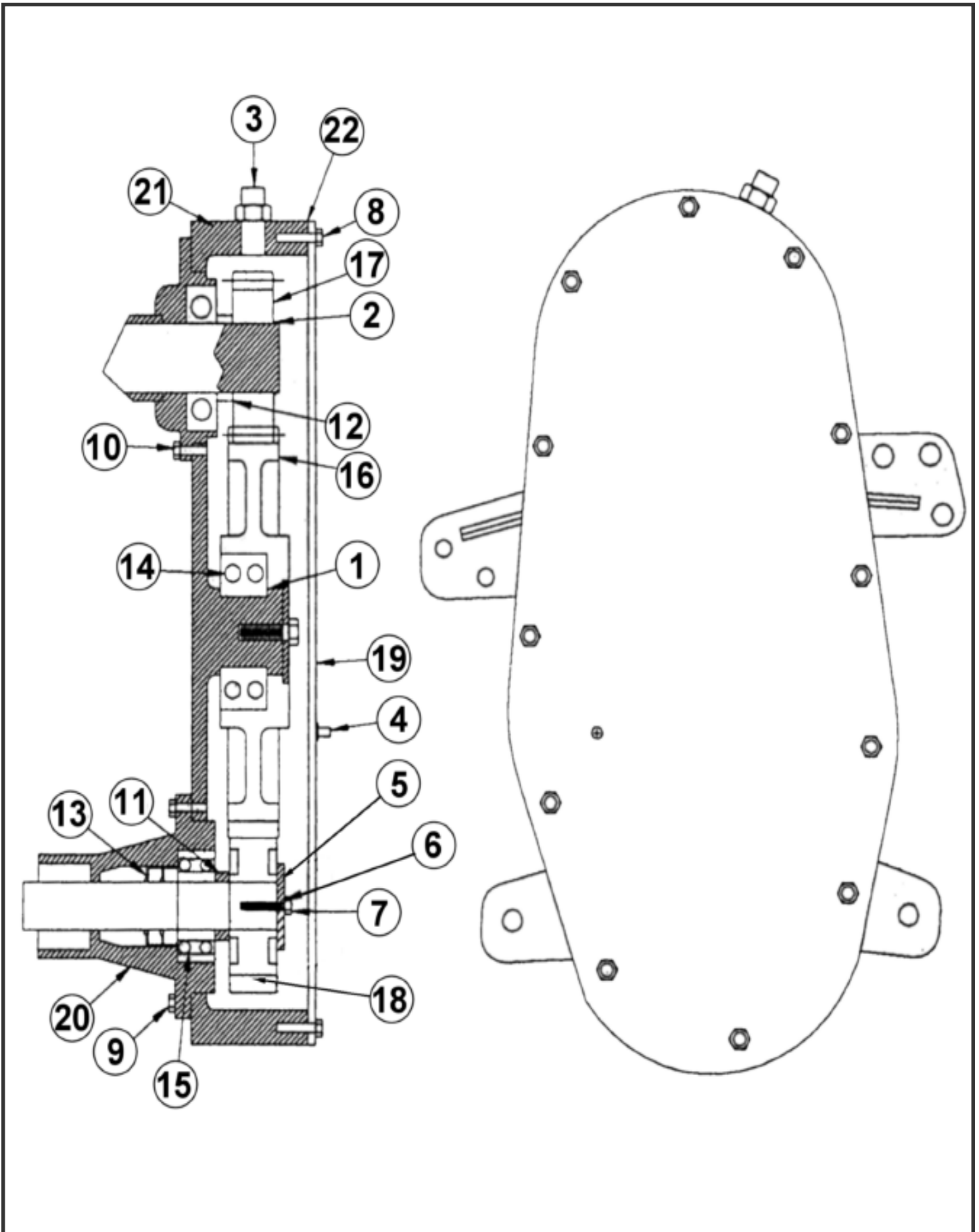
Ref. No.	Part Name	Part No.
1	Safety Shield	124311
2	Roll Pin	170120
3	Male Tube End Yoke	151045
4	Female Tube End Yoke	151050
5	Tractor End Yoke	151035
6	Inner Tube 14 Series	151090
7	Outer Tube 14 Series	151091
8	Cross Kit # 4	170015
9	Quick Disconnect Pin	170110
10	Clutch Spring w/ Compression Bolts & nuts (Pkg. 8)	500140
11	Flanged Yoke	140226
12	Bushing	140221
13	Friction Hub	140220
14	10 x 70 Bolt	140224
15	Pressure Plate (Outer)	140216
16	Friction Disc for 6" Slip Clutch (4-3/4" OD x 2-11/16" ID)	140219
16	Friction Disc for 7" Slip Clutch (5-1/2" OD x 3-5/16" ID)	196008
17	Inner Disc	124317

RTG & TG SERIES OUT-BOARD HUB 184070

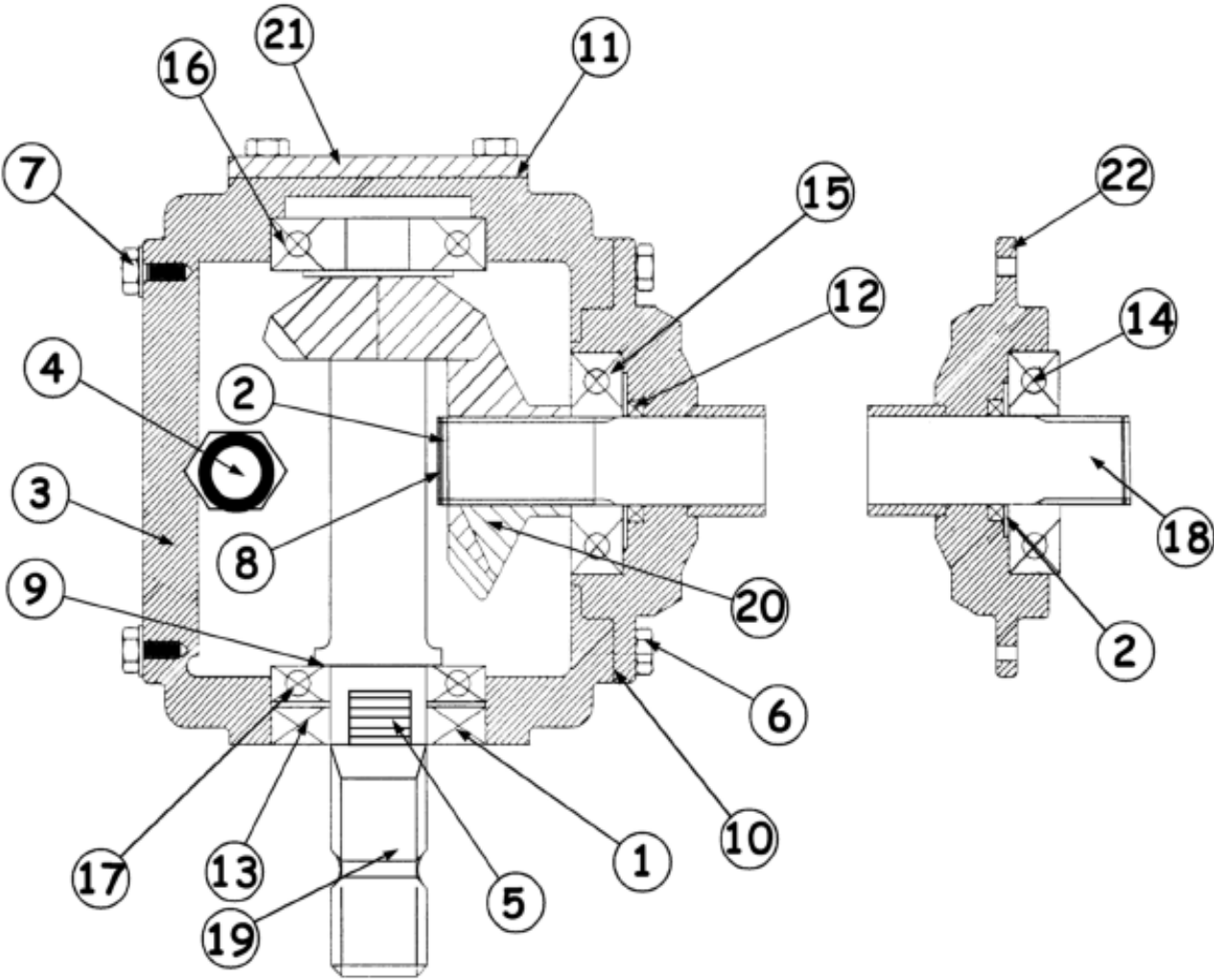


Ref. No.	Part Name	184070
1	Hub Housing	902341
2	Cap	902342
3	Self Aligning Ball Bearing (1310)	902019
4	Seal Double Lip (Pkg. 2)	505017
5	Bolt M-6 -16	902345
6	Bolt M-12 -25	902011
7	Lockwasher M-12	902010
8	Washer	902009
9	Grease Zerk 1/4"	902349

TG & RTG SERIES SIDE GEARBOX 184069



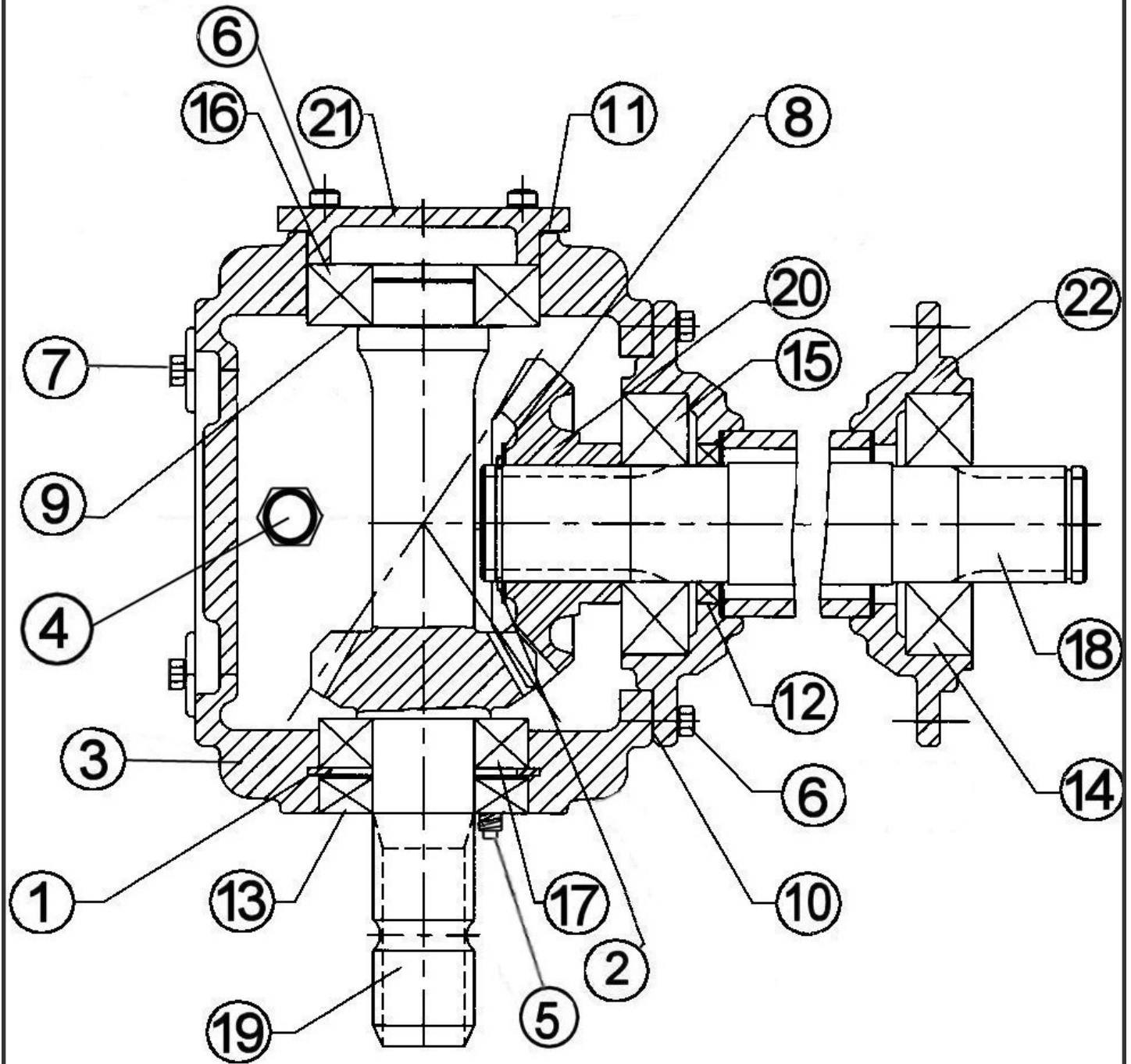
TG SERIES TOP GEARBOX ASSEMBLY



TG SERIES TOP GEARBOX PARTS LIST

Ref. No.	Part Name	Part Number
1	Retaining Ring 72mm	902301
2	Retaining Ring 40mm	902302
3	Housing RTA - 50	902329
4	Pressure Plate Plug 1/2" - 14 NPT	902304
5	Sq. Hd. Plug 1/4" - 18 NPT	902305
6	Bolt M-10-25 (Pkg. 6)	502296
7	Bolt M-10-30 (Pkg. 4)	505008
8	Spacer	902309
9	Shim Pack (Pkg. 8)	502243
10	Output Gasket 0.8mm	902314
10	Output Gasket 0.5mm	902315
11	Input Gasket 0.4mm	902316
11	Input Gasket 0.2mm	902317
12	Output Seal Double Lip	902318
13	Input Seal Double Lip	902319
14	Sealed Ball Bearing (6308)	902320
15	Ball Bearing (6308)	902321
16	Ball Bearing (6307)	902322
17	Ball Bearing (6207)	902323
18	Output Shaft TG-48 500mm	902324
18	Output Shaft TG-60 700mm	902330
18	Output Shaft TG-72 900mm	902331
19	Pinion Shaft 13 Teeth	902325
20	Output Gear 19 Teeth	902326
21	Cap Blank	902327
22	Cap Hub TG-48 500mm	902328
22	Cap Hub TG-60 700mm	902332
22	Cap Hub TG-72 900mm	902333

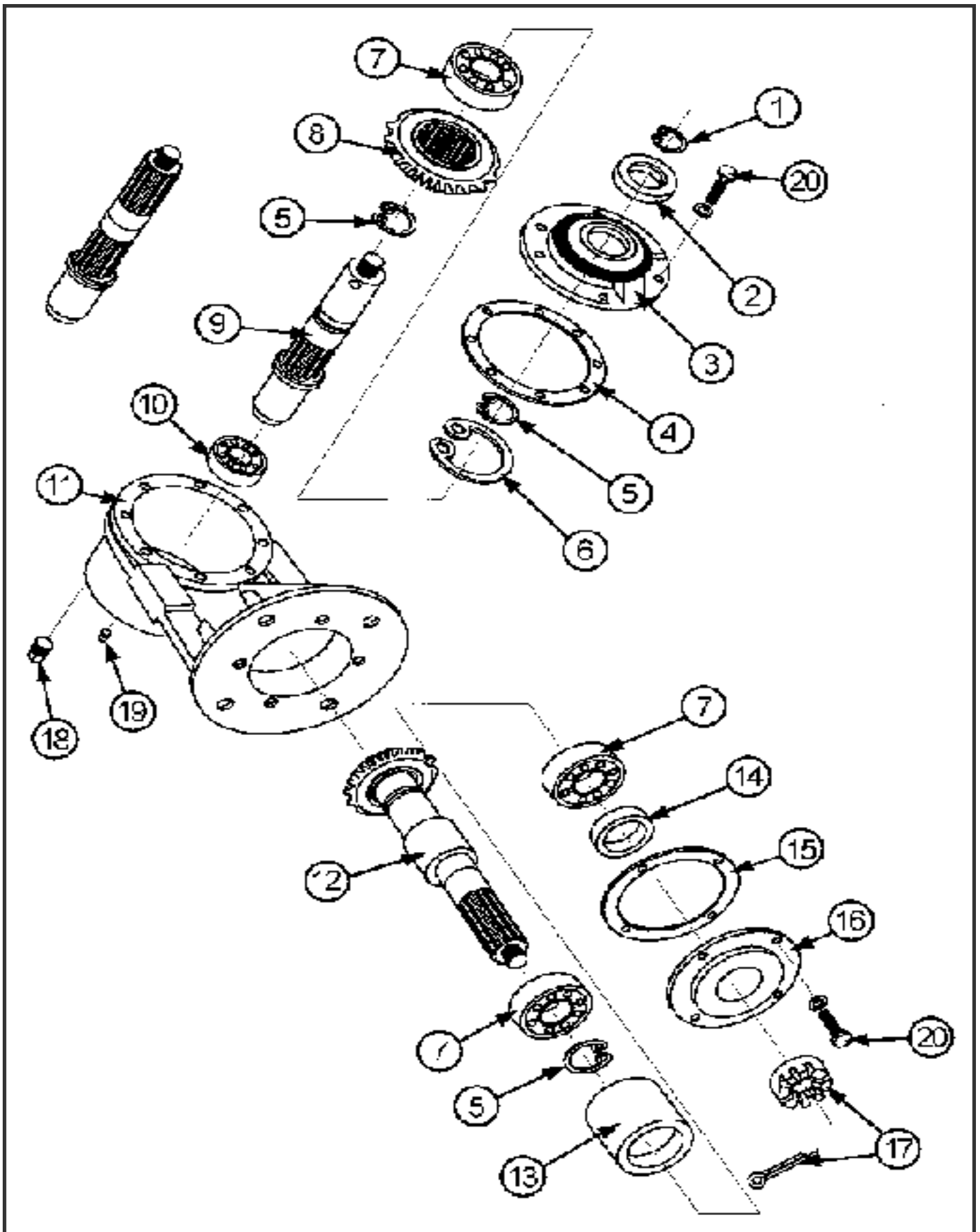
RTG SERIES TOP GEARBOX ASSEMBLY



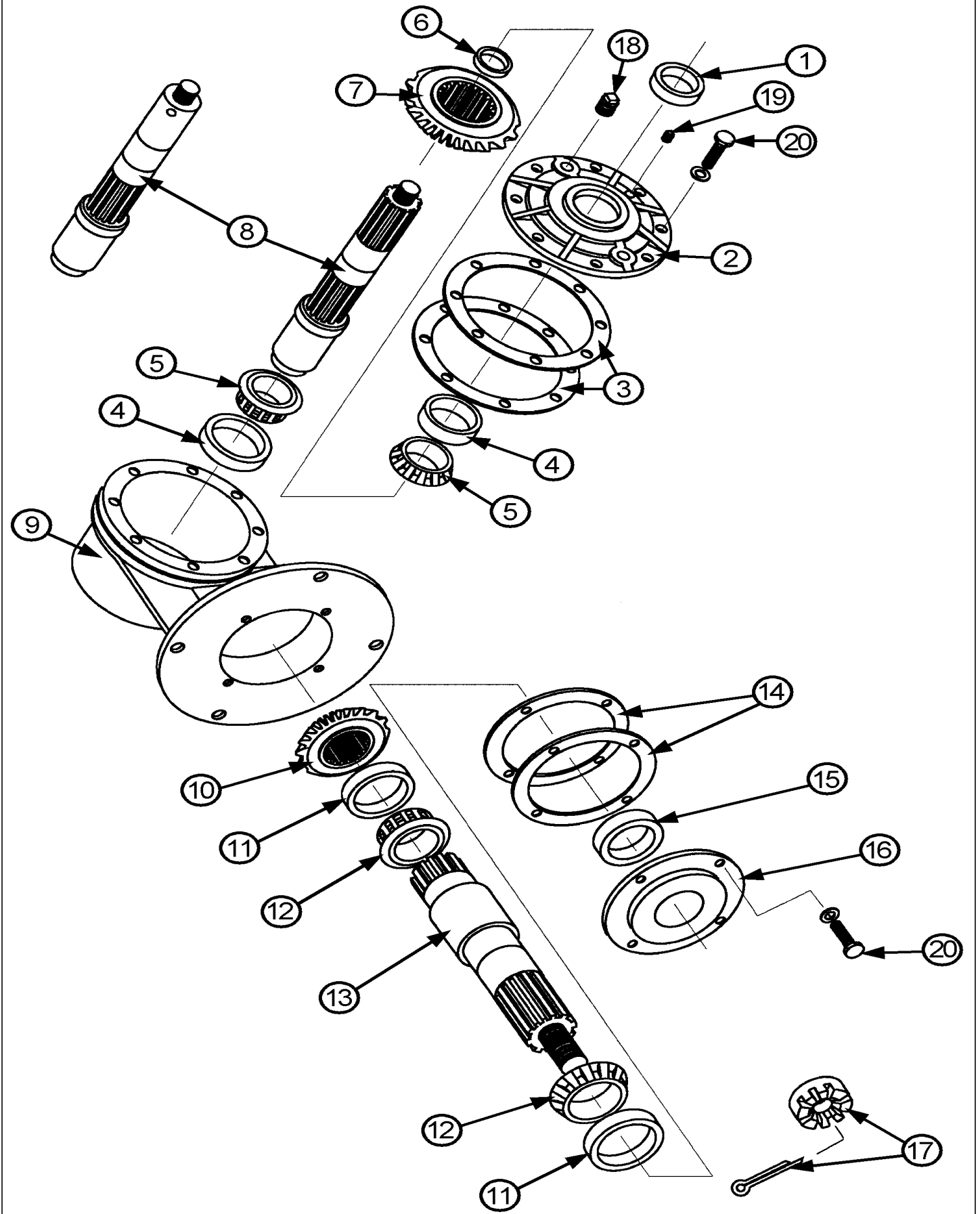
RTG SERIES TOP GEARBOX PARTS LIST

Ref. No.	Part Name	Part Number
1	Retaining Ring 72mm	902301
2	Retaining Ring 40mm	902302
3	Housing RTA - 50	902329
4	Pressure Plate Plug 1/2" - 14 NPT	902304
5	Sq. Hd. Plug 1/4" - 18 NPT	902305
6	Bolt M-10-25 (Pkg. 6)	502296
7	Bolt M-10-30 (Pkg. 4)	505008
8	Output Spacer	902309
9	Shim Pack (Pkg. 4) (.5 & 1.0) 2 ea.	502243
10	Output Gasket 0.8mm	902314
10	Output Gasket 0.5mm	902315
11	Input Gasket 0.4mm	902316
11	Input Gasket 0.2mm	902317
12	Output Seal Double Lip	902318
13	Input Seal Double Lip	902319
14	Sealed Ball Bearing (6308)	902320
15	Ball Bearing (6308)	902321
16	Ball Bearing (6307)	902322
17	Ball Bearing (6207)	902323
18	Output Shaft RTG-60 700mm	902330
18	Output Shaft RTG-72 900mm	902331
19	Pinion Shaft 13 Teeth	902334
20	Output Gear 19 Teeth	902326
21	Cap Blank	902327
22	Cap Hub RTG-60 700mm	902332
22	Cap Hub RTG-72 900mm	902333

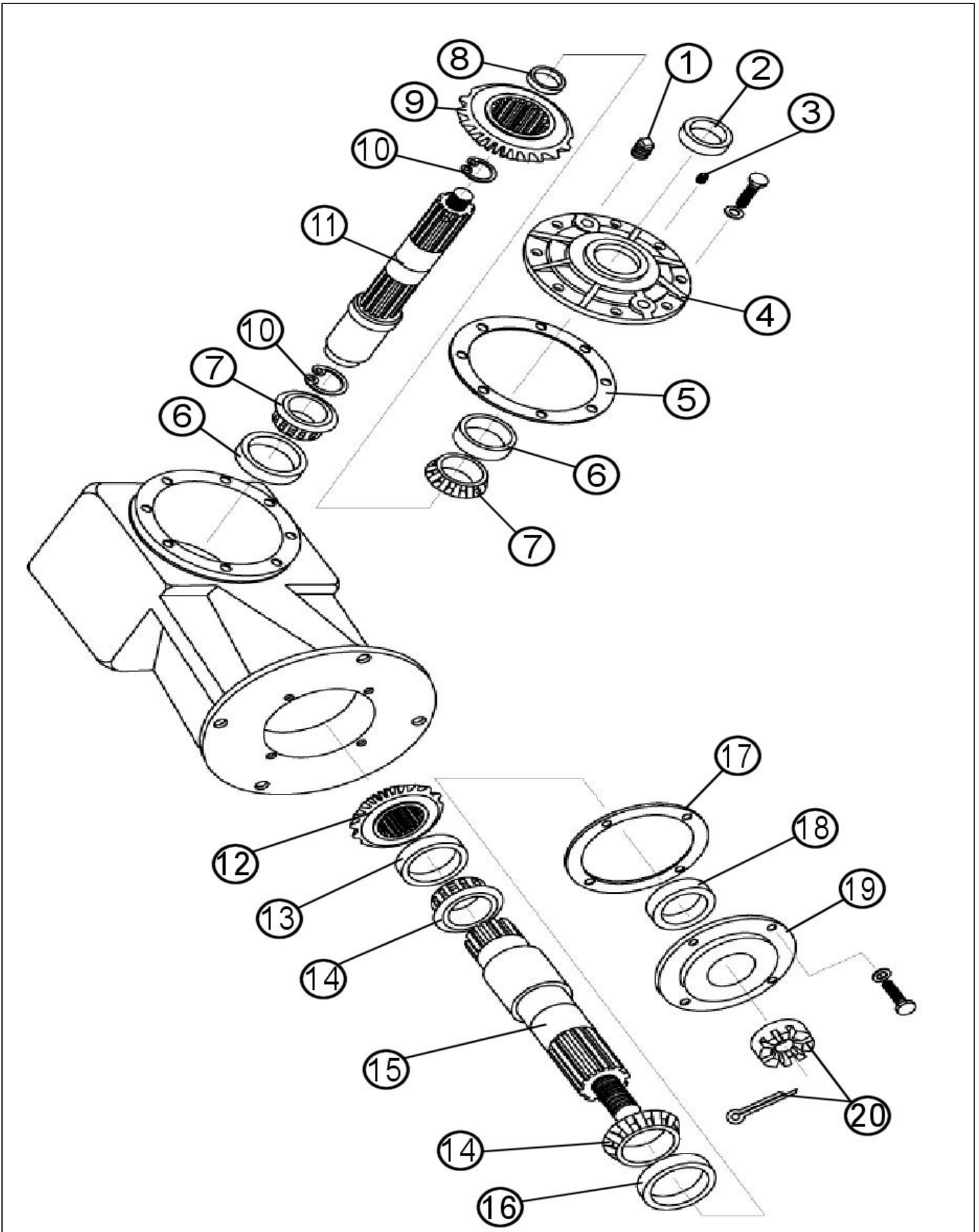
40 HP GEARBOX



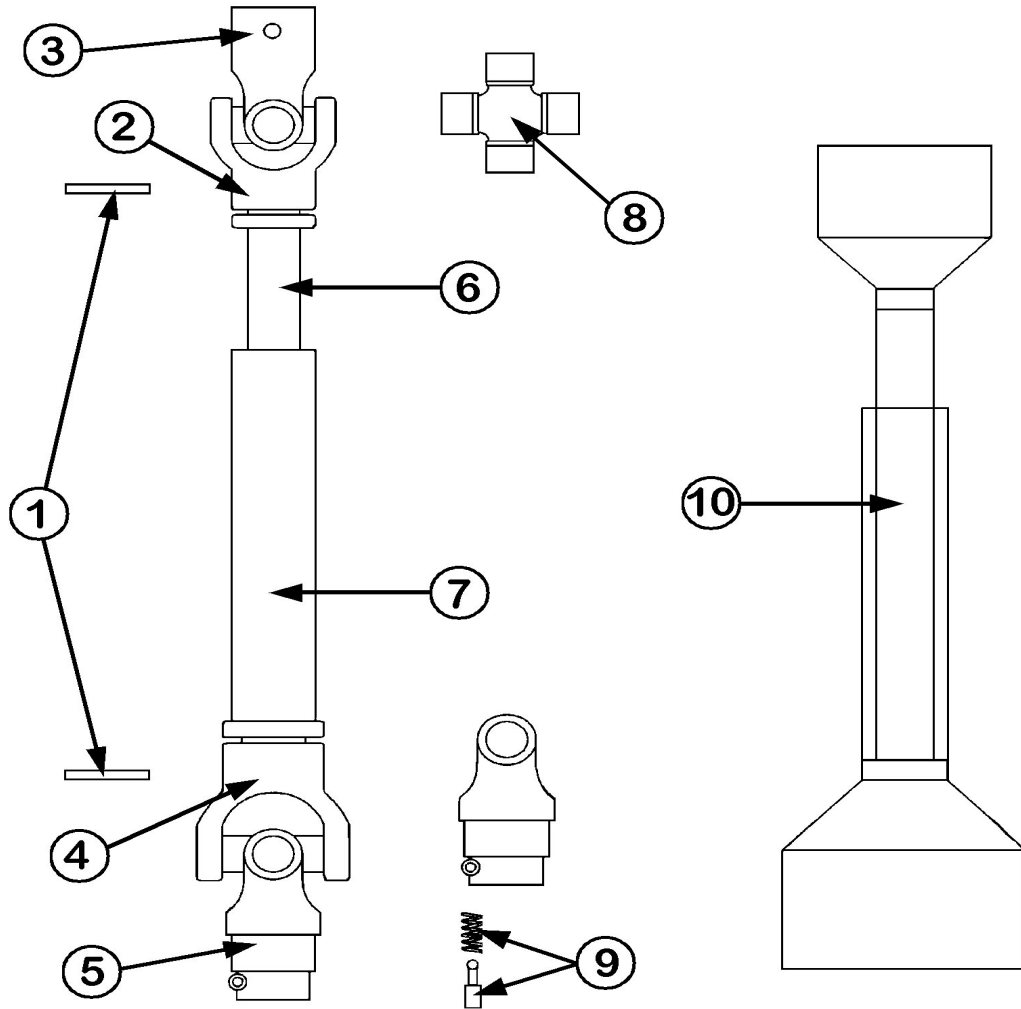
60 HP GEARBOX



80 HP GEARBOX

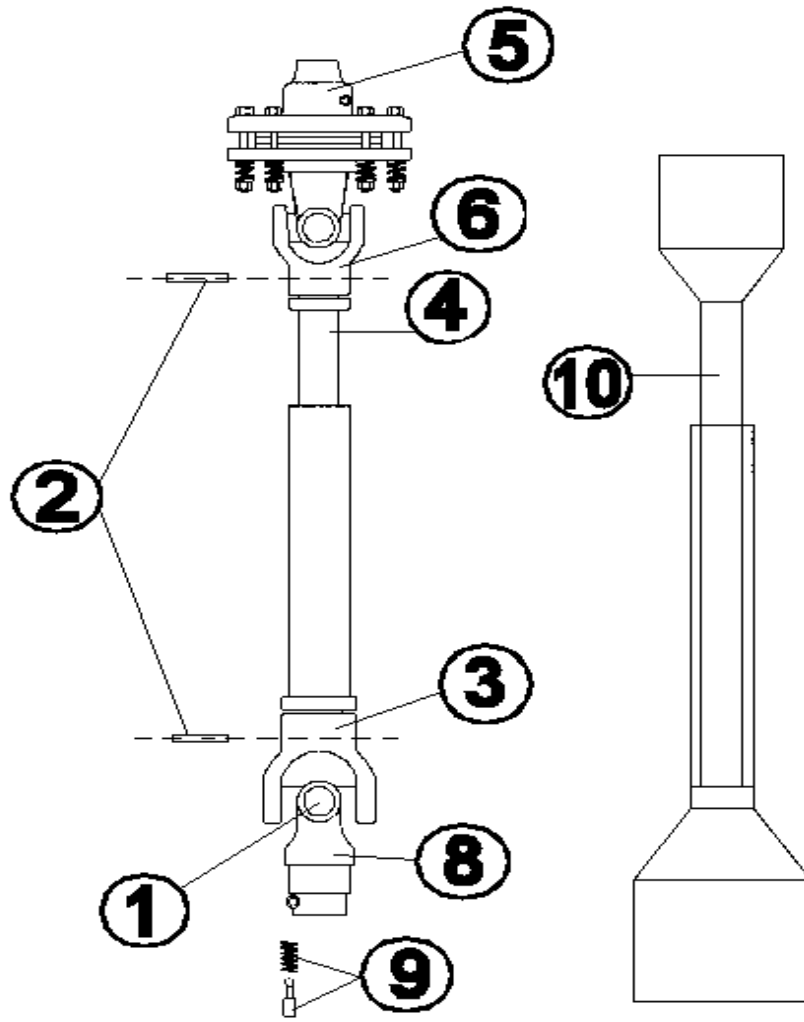


SHEAR PIN PTO SHAFT



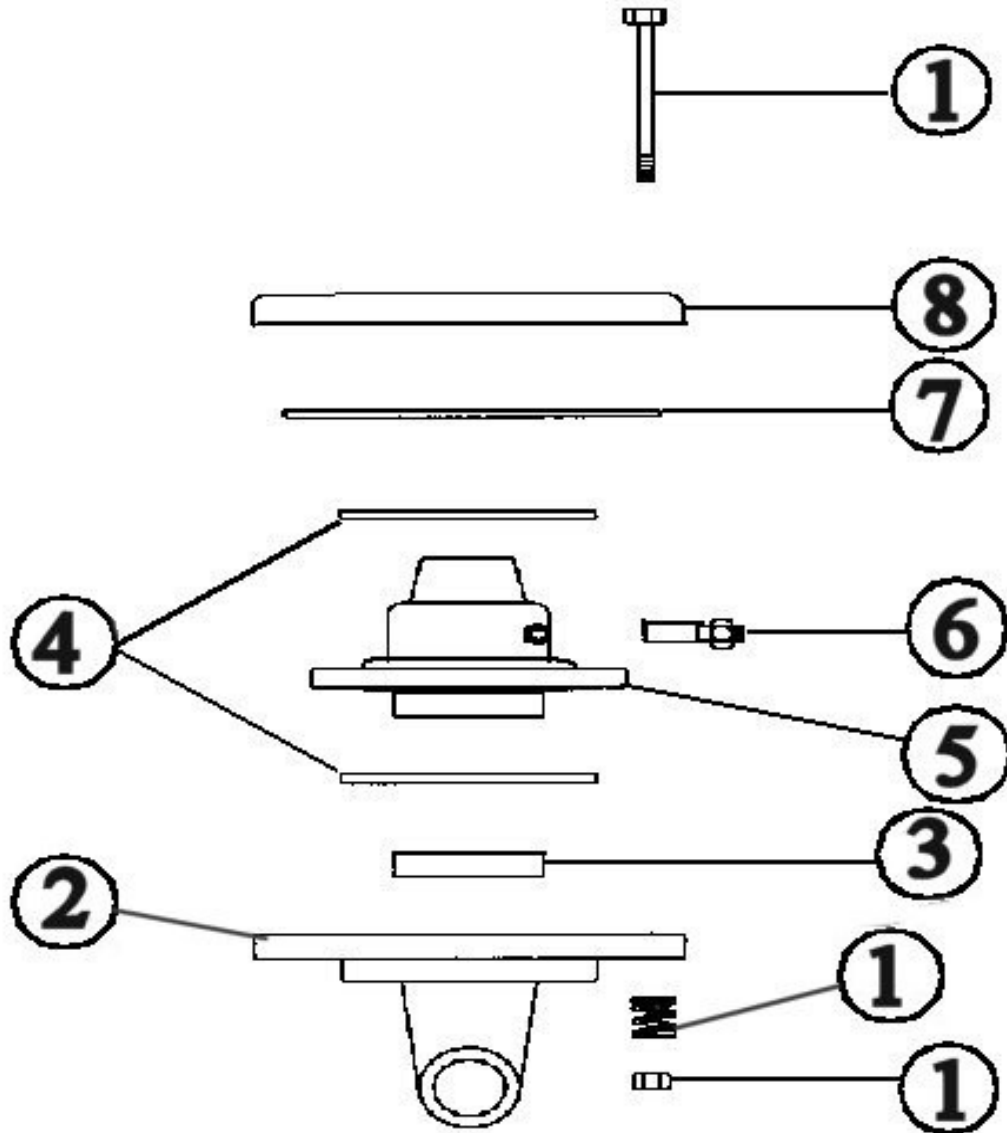
Ref. No.	Part Name	147022	147029	147034
1	Roll Pin Kit	500131	500131	500133
2	Male Tube End Yoke	151045	151045	151065
3	Implement End Yoke	151040	151040	151060
4	Female Tube End Yoke	151050	151050	151070
5	Tractor End Yoke	151035	151035	151055
6	Inner Tube 14 Series	151090	151090	151092
7	Outer Tube 14 Series	151091	151091	151093
8	Cross Kit # 4	170015	170015	170020
9	Quick Disconnect Pin	170110	170110	170110
10	Safety Shield BYPY	124310	124310	124315
10	Safety Shield Eurocardan	124311	124311	124316

SLIP CLUTCH PTO SHAFT



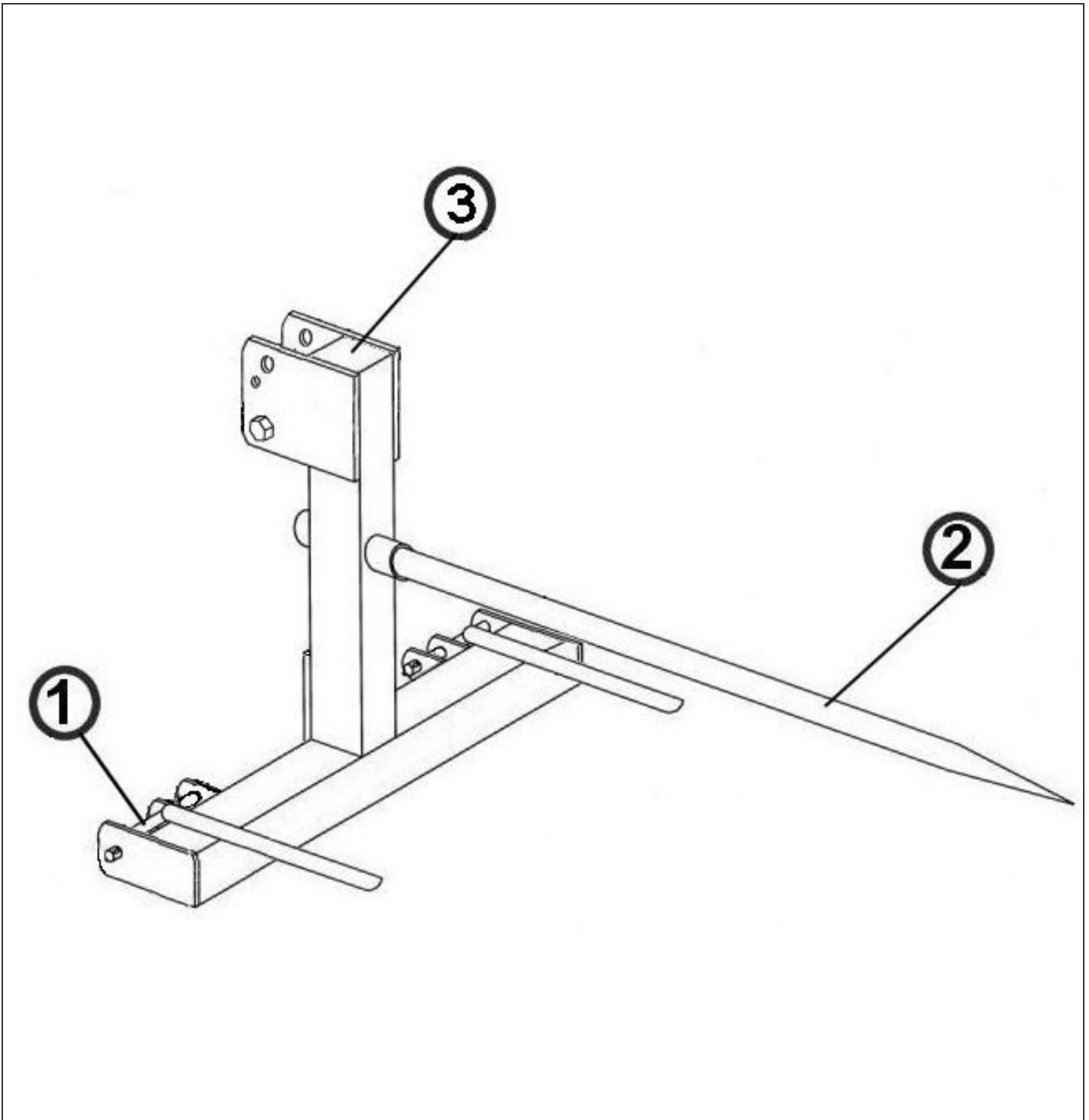
Ref. No.	Part Name	147129	147134	147248
1	Cross Kit	170015	170020	170020
2	Roll Pin	170120	170120	170120
3	Female Tube End Yoke	151050	151070	151070
4	Inner Tube	151090	151092	151092
5	Slip Clutch Assembly	-	-	-
6	Male Tube End Yoke	151045	151065	151065
7	Outer Tube	151091	151093	151093
8	Tractor End Yoke	151035	151055	151055
9	Quick Disconnect Pin	170110	170110	170110
10	Safety Shield BYPY	124310	124315	124315
10	Safety Shield Eurocardan	124311	124316	124316

SLIP CLUTCH ASSEMBLY



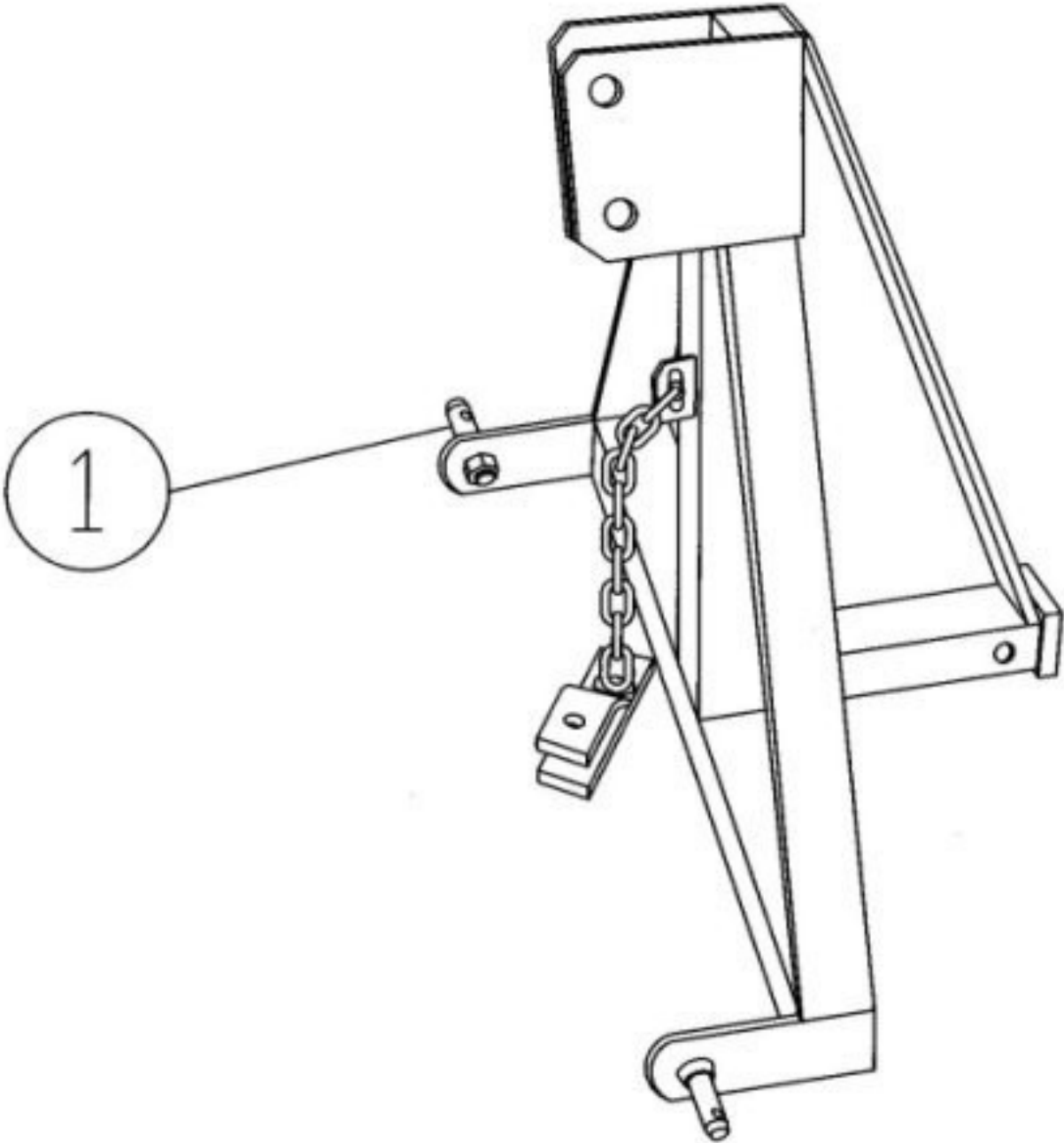
Ref. No.	Part Name	6"	7"	8"
1	Clutch Spring with Compression Bolts (Pkg 8)	500150	500150	500150
2	Flanged Yoke	140226	196006	196011
3	Sleeve		196005	196005
4	Clutch Plate	140219	196008	196003
5	Friction Hub	140220	196004	196007
6	Slip Clutch Lock Bolt		147350	147350
7	Slip Clutch Liner Plate	124317	196002	195998
8	Pressure Plate	140216	196001	196015

RS-500 BALE SPEAR



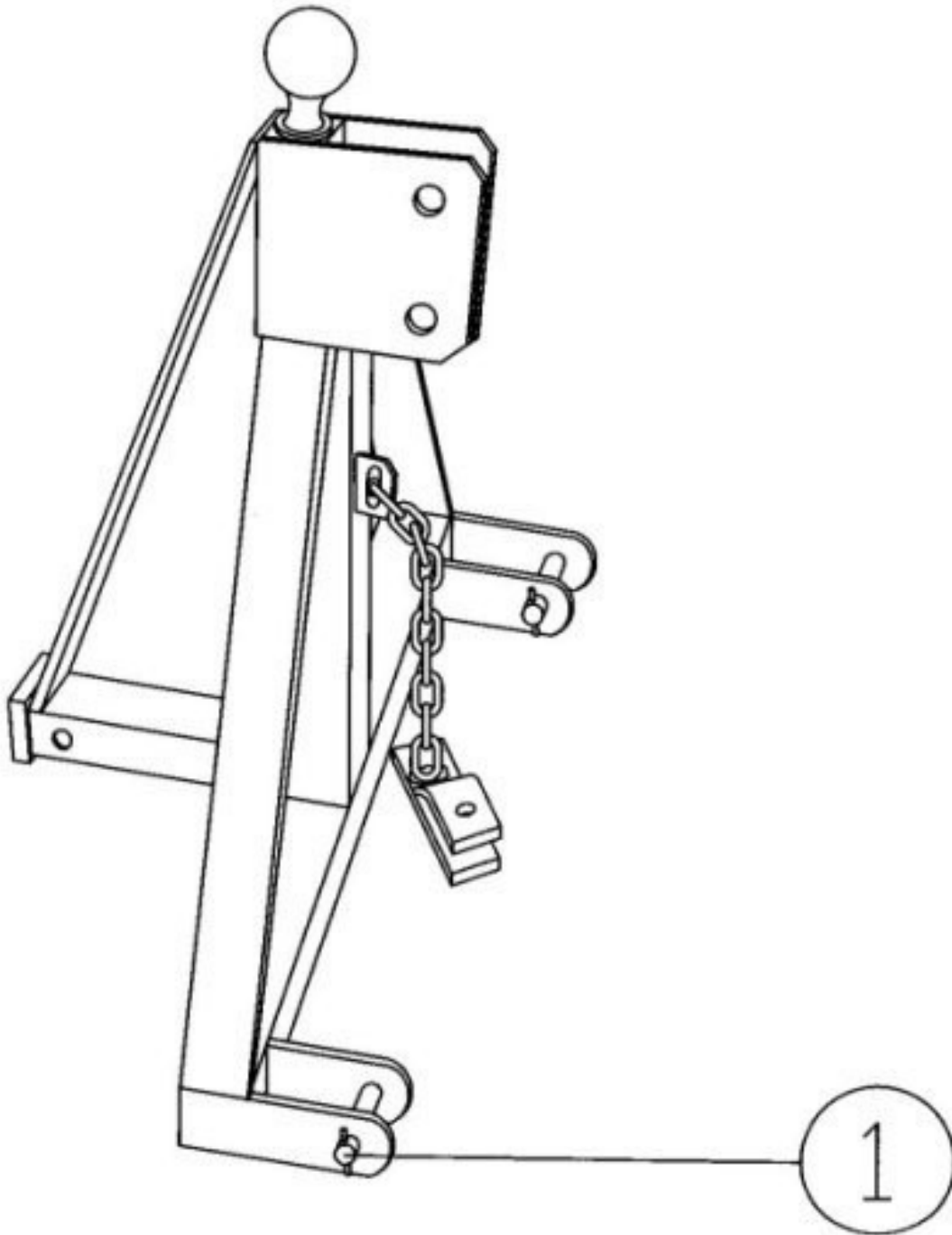
Ref. No.	Part Name	Part Number
1	Straight Lift Pins Cat 1 to 2	500003
2	Spear Kit	171007
3	3" Plastic Cap	124132

TRAILER MOVER TM



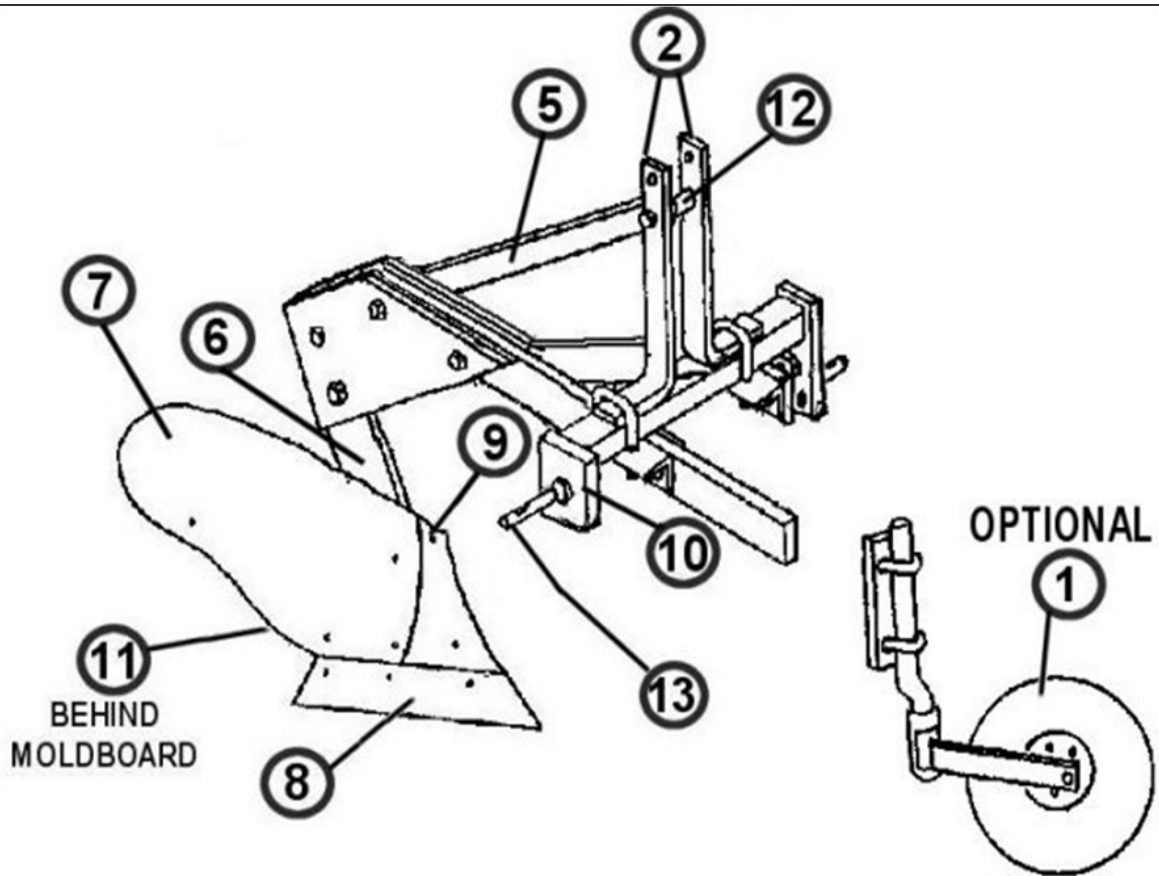
Ref. No.	Part Name	Part Number
1	Lift Pins Cat 1	50001

TRAILER MOVER TM-GN



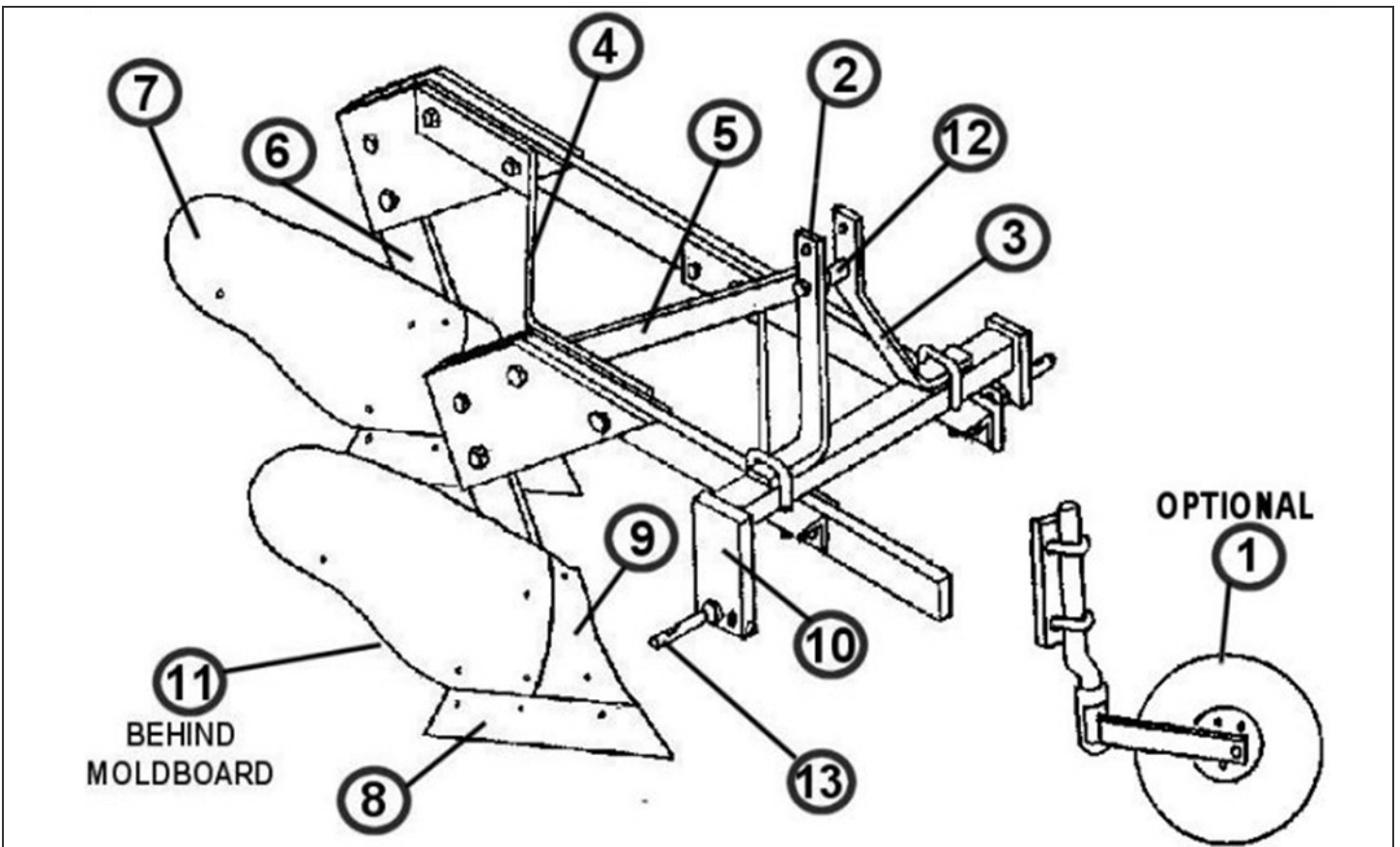
Ref. No.	Part Name	Part Number
1	Straight Lift Pins Cat 1	500007

1- BOTTOM PLOW



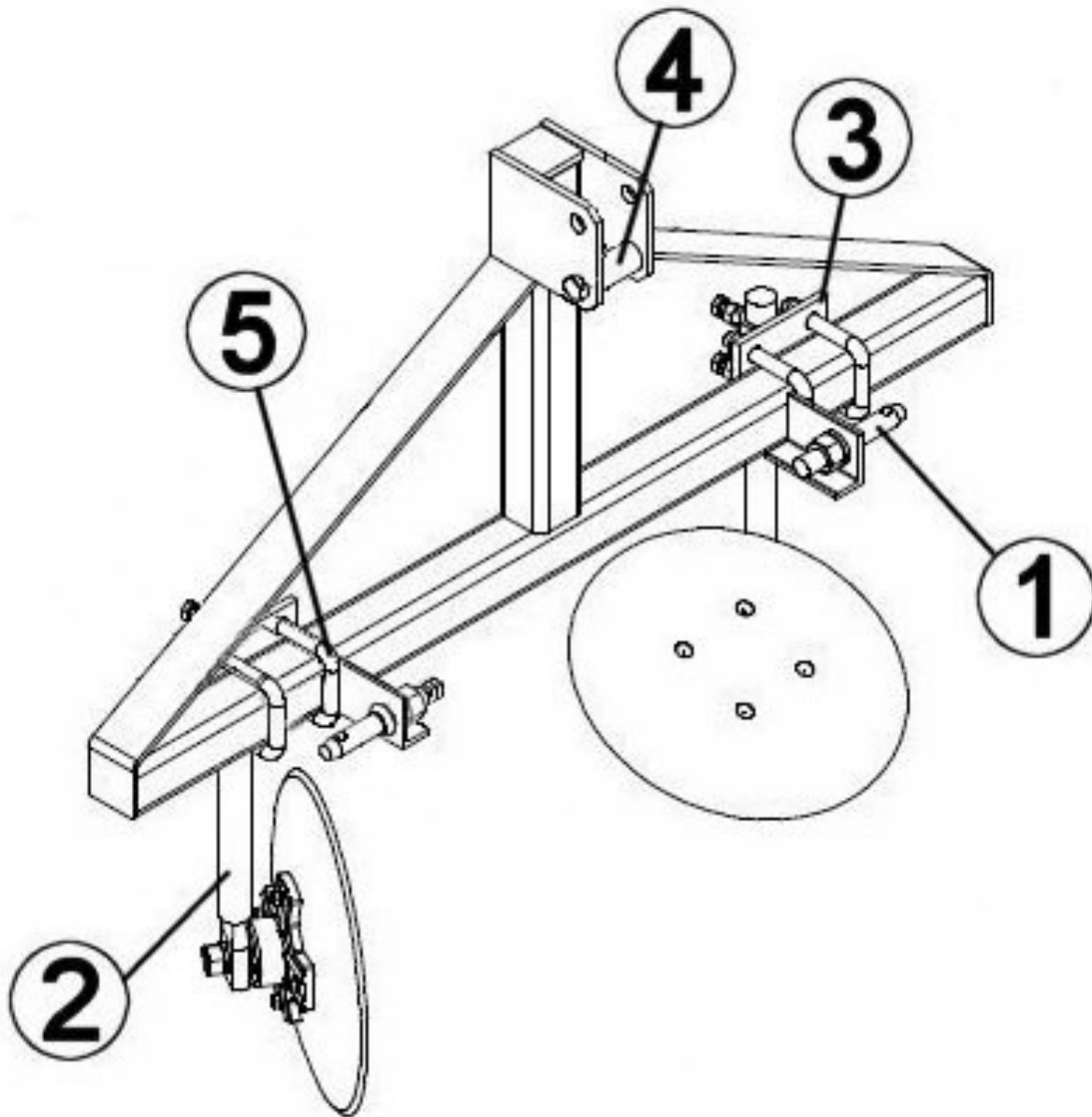
Ref. No.	Part Name	Part Number
1	Coulter Kit	903001
2	A-Frame Left or Right	903002
3		
4		
5	Strut Brace	903005
6	Shank	903006
7	14" Moldboard	903007
8	14" Blade	903008
9	Shin	903009
10	Welded Lower Link	903010
11	Frog	903014
12	Top Link Bolt Set	507001
13	Lift Pins Cat 1	500001

2- BOTTOM PLOW



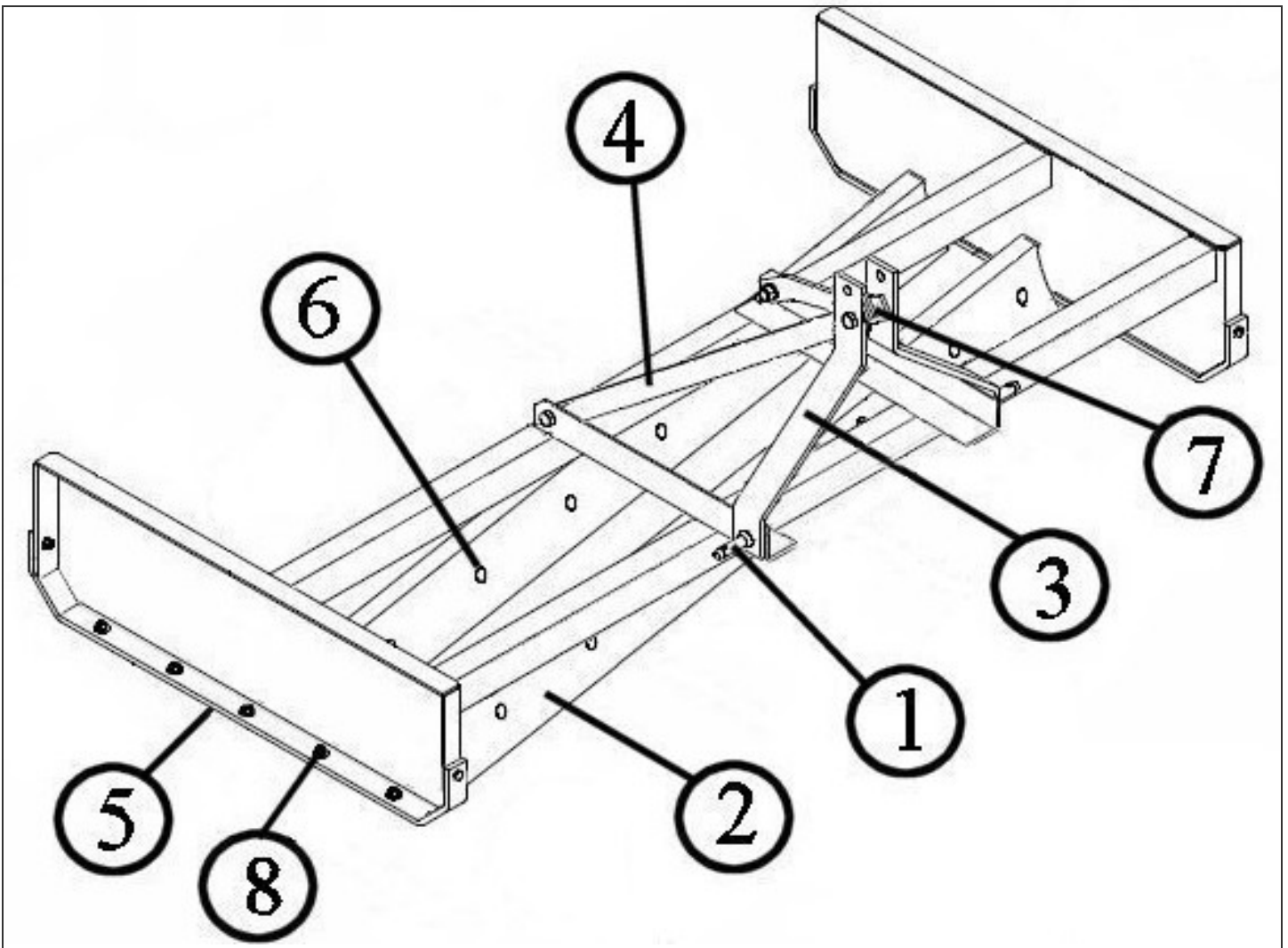
Ref. No.	Part Name	Part Number
1	Coulter Kit	903001
2	A-Frame Right Side	903002
3	A-Frame Left Side	903003
4	Cross Brace	903004
5	Strut Brace	903005
6	Shank	903006
7	14" Moldboard	903007
8	14" Blade	903008
9	Shin	903009
10	Welded Lower Link	903010
11	Frog	903014
12	Top Link Bolt Set	507001
13	Lift Pins Cat 1	500001

DISC BEDDER



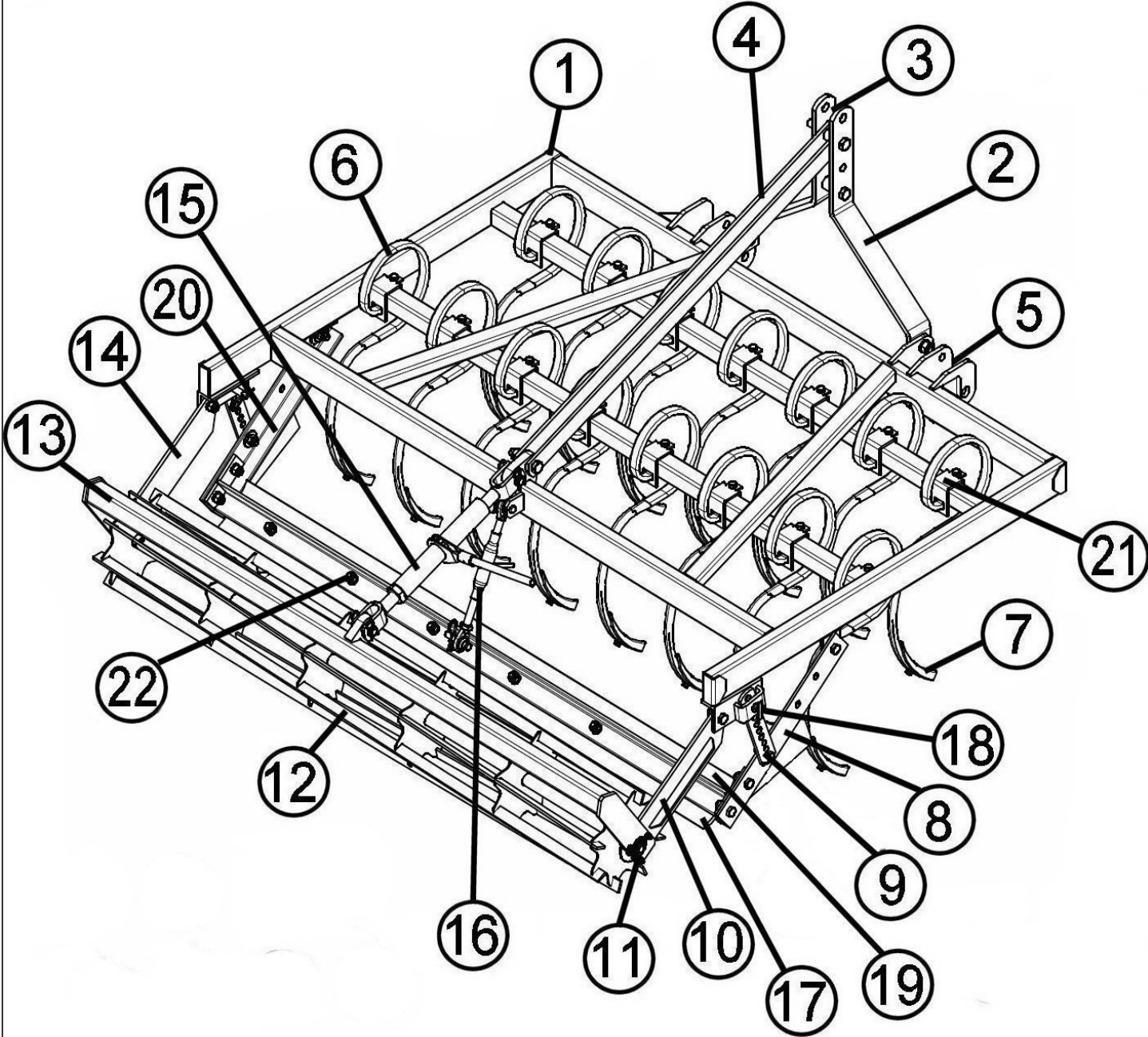
Ref. No.	Part Name	Part Number
1	Lift Pin Pkg. CAT. 1	500001
2	Disc & Shank Assembly	191250
3	Shank Holder Plate w/ Locking Bolts	507010
4	Spacer Pkg.	507011
5	U-Bolt Pkg. (Pkg of 4)	507012

DUAL EDGE LAWN GRADER



Ref. No.	Part Name	Part Number
1	LIFT PINS CAT. 1 (PK. 2)	500001
2	60" CUTTING EDGE	188015
2	72" CUTTING EDGE	188025
2	84" CUTTING EDGE	188030
3	LIFT ARM	360646
4	LIFT ARM BRACE	360647
5	SKID SHOES	360645
6	CUTTING EDGE BOLT SET 9 PK.	503001
7	SPACER KIT	501080
8	SKID SHOE BOLT SET (7 PK)	503008

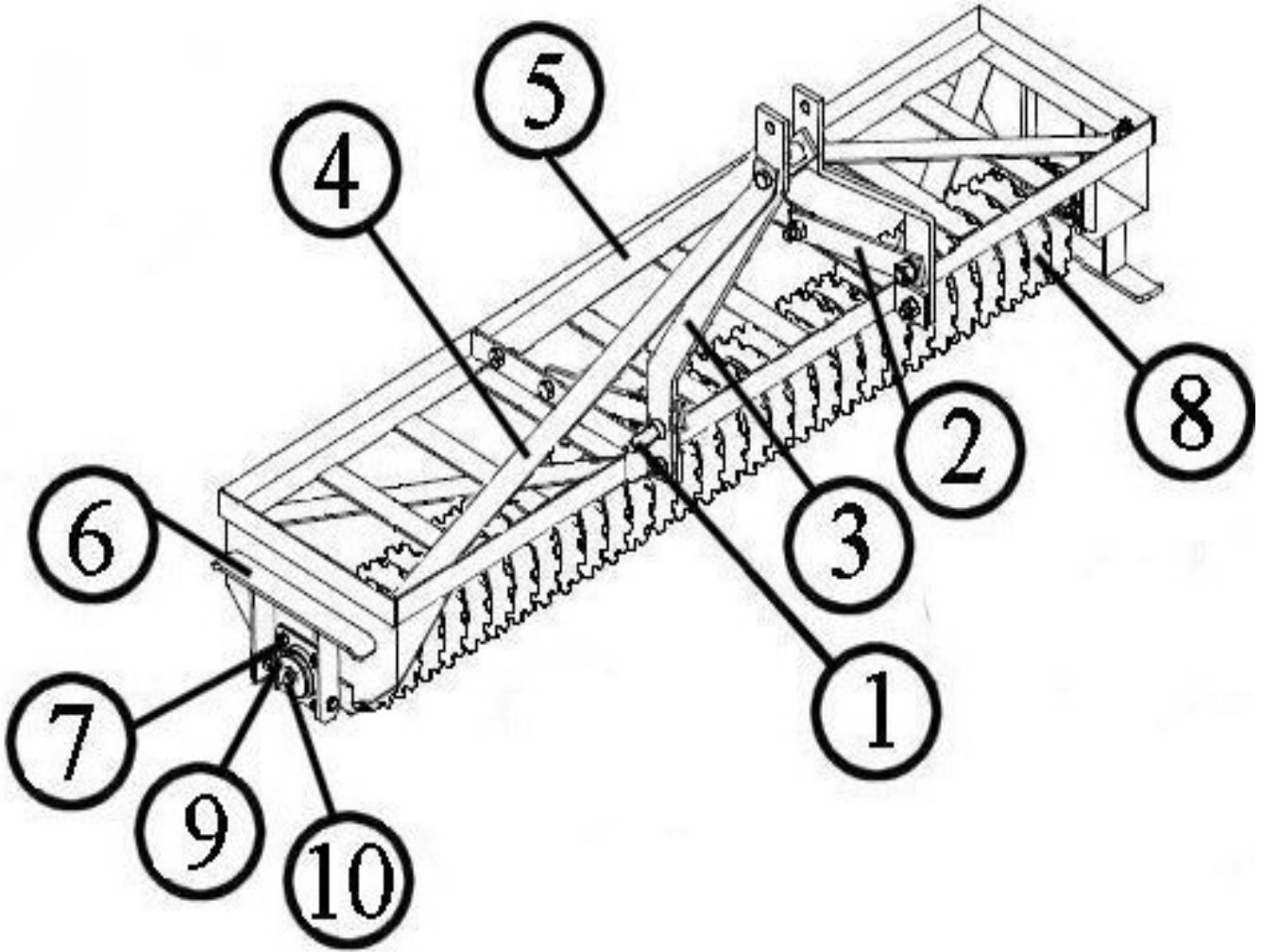
ARENA RENOVATOR



ARENA RENOVATOR PARTS

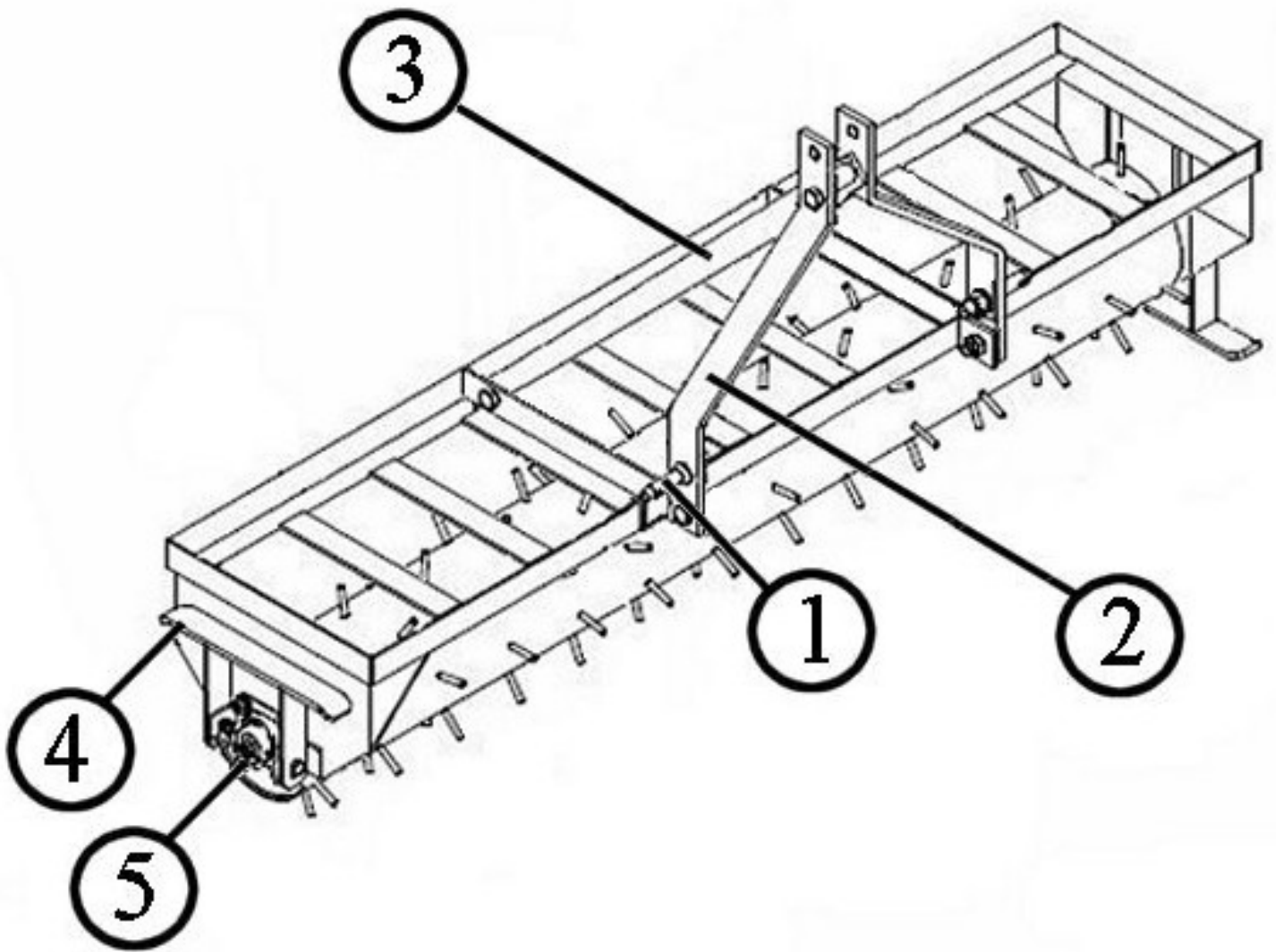
Ref. No.	Part Name	Part Number
1	Frame	401250
2	Lift Arm	360800
3	Lift Arm Spacer Pkg.	502500
4	Lift Arm Brace	360801
5	Straight Lift Pin Cat. 1 to 2 (Pkg. 2)	500003
6	Arena Renovator Tine Pkg.	502501
7	Arena Renovator Tine Point (Pkg 5)	502502
8	Wing Arm Right	401252
9	Blade Adjuster Bar (Pkg. 2)	502505
10	Roller Arm Right	401255
11	Bearing Pkg.(1-Bearing, 2-Flanges, 3-Nuts, Bolts, Washers)	502504
12	Basket Weldment	401257
13	Roller Adjustment Assembly	401256
14	Roller Arm Left	401254
15	Ratchet Jack	195170
16	Top Link Cat. 0	195165
17	Cutting Edge 72"	188025
18	T-Handle Clevis Pin (Pkg 2)	502503
19	Blade Mount	401253
20	Wing Arm Left	401251
21	Danish Tine Mounting Bracket Pkg.	905007
22	Cutting Edge Bolt Set (9pk)	503001

3-POINT KULTIPACKER



Ref. No.	Part Name	Part Number
1	LIFT PIN CAT. 1 (2-PK)	500001
2	BRACE STRAP	360611
3	LIFT ARM	360621
4	SIDE LIFT ARM BRACE	360632
5	LIFT ARM BRACE	360622
6	STAND	401240
7	SEALED BEARING (ABT ST 491A)	171025
8	KULTIPACKER WHEEL	171021
9	AXLE CAP & WHEEL SPACER PKG. (2 EA.)	502700
10	ROLLER AXLE	360633

LAWN AERATOR



Ref. No.	Part Name	Part Number
1	LIFT PINS CAT. 1 (PK. 2)	500001
2	LIFT ARM	360621
3	LIFT ARM BRACE	360622
4	STAND	401240
5	BEARING W/COLLAR PKG.	502800



1. Limited Warranty.

King Kutter, Inc. ("King Kutter"), P.O. Box 1200, Winfield, Alabama 35594, warrants to the original retail purchaser ("Purchaser") that the product that is the subject of this sale is free from defects in material and workmanship at the time of sale.

Under this warranty, King Kutter will repair the defective product free of charge to the Purchaser, with either new or used and reconditioned replacement parts. All warranty service will be performed at service centers designated by King Kutter. If King Kutter is unable to repair the product to conform to the warranty after a reasonable number of attempts, King Kutter will provide, at its option, one of the following: (a) a replacement for the product or, (b) a full refund of the purchase price. Repair, replacement, or refund are the Purchaser's EXCLUSIVE remedies against King Kutter under this limited warranty. King Kutter will not be liable for any special, incidental or consequential damages based upon breach or warranty, breach of contract, negligence, strict tort liability, or any other legal theory. Such damages include, but are not limited to, loss of profits, loss of savings or revenue, loss of use of the product or any associated equipment, cost of capital, cost of any substitute equipment, facilities or services, down time, the claims of third parties including customers, and injury to property. These limitations also apply, to the extent allowed by law, to personal injury.

The purchaser must notify the Seller in writing of any defect in material or workmanship within one (1) year following the date of purchase. If the equipment is used for commercial purposes, the Purchaser must notify the Seller in writing of any defect in material or workmanship within ninety (90) days following the date of purchase. In no event will King Kutter be liable under this warranty unless written notice is received by the Seller within one (1) year from the date of original retail sale.

2. Warranty of Title.

King Kutter warrants that it transfers a good title to the product free of any encumbrances, and free of the rightful claim of any third party for infringement of patent or copyright.

3. What is Not Covered by This Limited Warranty.

King Kutter will not be responsible for damage to or failure in the product which results from accident, misuse, abuse, neglect, installation of attachments not provided by King Kutter, modifications to the product, or damage caused by use of the product for purposes other than those for which it was designed.

4. No Other Warranties.

Unless modified in writing and signed by both parties, this agreement is understood to be the complete and exclusive agreement and warranty between King Kutter and Purchaser, superseding all prior agreements, oral and written, and all other communication between King Kutter and Purchaser related to the subject matter of this agreement.

THIS LIMITED WARRANTY IS IN LIEU OF ALL OTHER WARRANTIES, EXPRESS OR IMPLIED, INCLUDING, BUT NOT LIMITED TO, THE IMPLIED WARRANTY OF MERCHANTABILITY AND THE IMPLIED WARRANTY OF FITNESS FOR A PARTICULAR PURPOSE. No employee of King Kutter nor anyone else is authorized to make any warranty or representation in addition to or different from those made in this agreement.

5. Allocation of Risk.

This agreement allocates the risk of product failure between King Kutter and the Purchaser. This Allocation is recognized by both parties as reflected in the price of the goods. The Purchaser acknowledges that he or she has read this agreement, understands it, and is bound by its terms.