

APG3301



**Owner's Manual**  
**1200 WATT PORTABLE GENERATOR**



Read and save these instructions

[www.allpoweramerica.com](http://www.allpoweramerica.com)

---

## **Owner's Manual**

---

### **Contents**

---

Safety Information.....	3
Pre-operation Check.....	6
Starting The Engine.....	7
Stopping The Engine.....	8
Connection.....	9
Periodic Maintenance.....	10
Application Page.....	14
Troubleshooting.....	15
Specifications.....	16
Limited Warranty.....	18

---

---

## Owner's Manual

---

### 1. SAFETY INFORMATION

EXHAUST FUMES ARE POISONOUS.

1.1 Never operate engine indoors.



### FUEL IS HIGHLY INFLAMMABLE

1.2 Stop engine when refueling.



1.3 No smoking while refueling.



1.4 Make sure not to spill any fuel.

1.5 Never operate in rain or snow.



---

## Owner's Manual

---

### SAFETY INFORMATION CONTINUED

1.6 Avoid placing inflammables next to the generator.



1.7 Keep body away more than 1 meter.



1.8 Never touch with wet hands.



1.9 Ground (earth) generator.

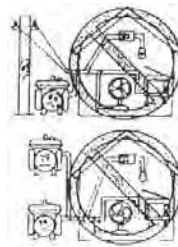
---

## Owner's Manual

---

### SAFETY INFORMATION CONTINUED


1.10 Do not connect to commercial power outlets. Do not connect with another generator.



1.11 Do not fill above fuel level line.



1.12 Oil tank, capacity 400ml.



---

## Owner's Manual

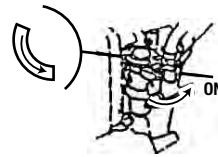
---

### 2. PRE-OPERATION CHECK

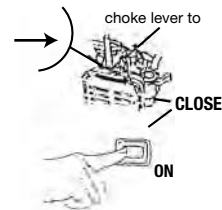
Fuel tank capacity 4L

Shake fuel tank before starting engine.

2.1 Turn fuel lever to the **(ON)** position.



2.2 Turn choke lever to the **(CLOSE)** position.



2.3 Turn engine switch to **(ON)** position.

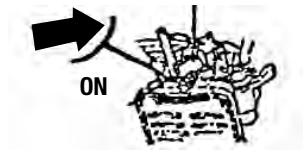


---

## Owner's Manual

---


2.4 Pull slowly on the recoil starter until engaged, then pull it briskly.



2.5 Return chock lever.

### 3. STARTING THE ENGINE

Before starting make sure nothing is plugged into the generator.



---

## Owner's Manual

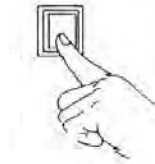
---

### 4. STOPPING THE ENGINE

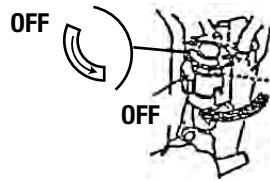
4.1 Before stopping turn off anything that is plugged in.



4.2 Turn engine switch to **(STOP)** position.



4.3 Turn the fuel lever **(OFF)**



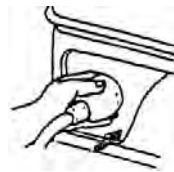
---

## Owner's Manual

---

### 5. CONNECTION

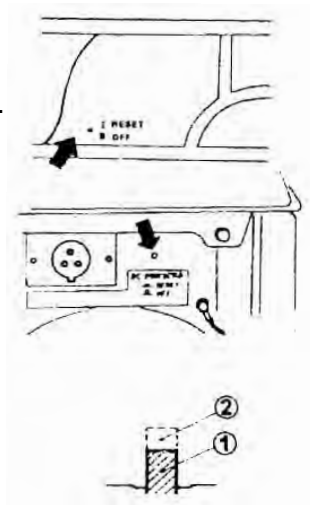
- 5.1 Wind lead 2 or 3 turns
- 5.2 Start engine.
- 5.3 Plug into AC socket.



### SAFETY DEVICES

Press to reset AC protector.  
Reduce load within rated output.  
If AC protector turns off.

1. **(ON)** 2. **(OFF)**



---

## Owner's Manual

---

### 6. PERIODIC MAINTENANCE

Items Remarks		Every 50 hrs or Every month	Every 150 hrs or Every 3 months
Spark Plug	Remove Carbon	●	
	Adjust Gap		
	Replace if necessary		
Air Filter	Clean		●
	Replace if necessary		
Fuel Filter	Clean		●
	Replace if necessary		
Decolonization	Clean		●
	Replace if necessary		

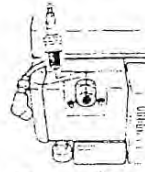
---

## Owner's Manual

---

### SPARK PLUG

1. Remove spark plug.

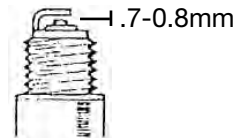


2. Remove carbon deposits.



3. Check for discoloration.  
Standard Tan color

4. Check spark plug gap.  
0.7\_0.8mm (0.028\_0.031)in



---

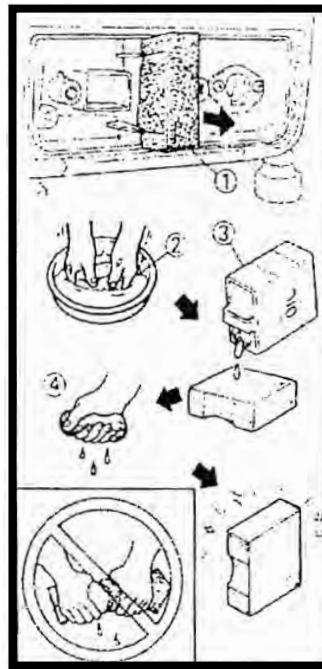
## Owner's Manual

---

### AIR FILTER

1. Air filter
2. Wash in solvent
3. Motor oil (SAE #20)
4. Squeegee out.

Never run engine without oil.



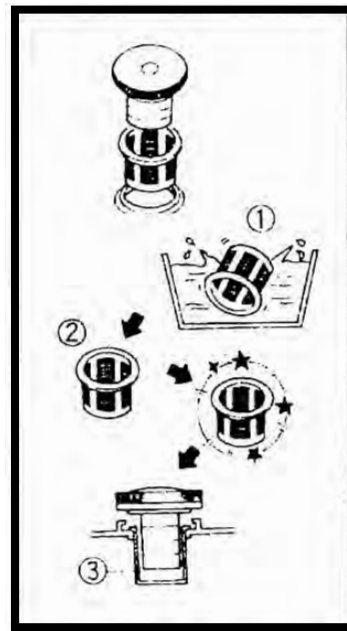
---

## Owner's Manual

---

### FUEL FILTER

1. Clean in solvent
2. Wipe off
3. Insert back in






---

## Owner's Manual

---

### 7. APPLICATION PAGE

Appliance		1000	Power Factor
AC 	50Hz	800	1
	60Hz	900	
	50Hz	580	.7-.8
	60Hz	750	
	50Hz	600	.7-.95
	60Hz	850	

---

## **Owner's Manual**

---

### **8. TROUBLE SHOOTING ENGINE WON'T START**

1. Check the fuel.  
Turn the fuel valve **(ON)**
  
2. Turn the engine switch **(ON)**
  
3. Check the spark plug.
  
4. If the engine still won't start, check following:  
Fuel valve clogging.  
Air filter clogging.  
Or consult your authorized dealer.

---

## Owner's Manual

---

### 9. SPECIFICATIONS

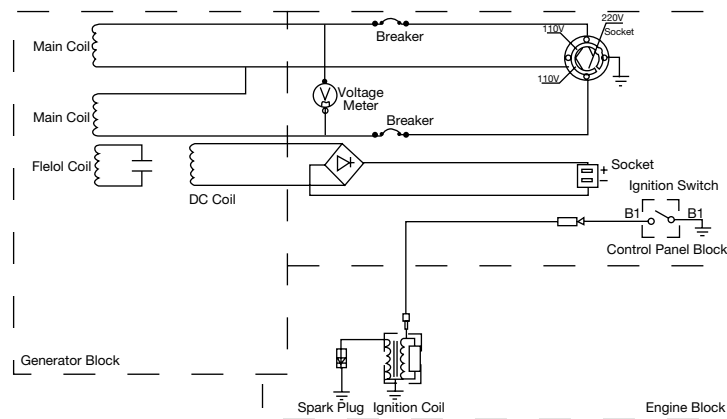
AC Electrical	Current output	120V@8A,60HZ 12V DC
	Continuous/ rated wattage	1000
	Peak wattage	1200
	Outlets	one 120V 15A outlet one 12V DC
Gasoline	Horsepower	2.5HP
Engine	Type	4-cycle/SV/air-cooled /recoil start
	Displacement	98cc
	Oil capacity	0.4 liters
	EPA Approved	Yes
Fuel	Type	Unleaded gasoline
	Capacity	1.19 gallons (4.5 liters )
	Running time	8 hrs (approx)
	Fuel gauge	Included
Weight	Approximate Weight	58 lbs.
Noise Level	Operating noise level dB	65 dB (approx)

---

# Owner's Manual

---

## 9. SPECIFICATIONS



---

## Owner's Manual

---

### LIMITED WARRANTY

All-Power America warrants to the original purchaser who uses the product in a consumer application (personal, residential or household usage) that all products covered under this Warranty are free from defects in material and workmanship for one year from the date of purchase. All products covered by this limited Warranty which are used in commercial applications (i.e. income producing) are warranted to be free of defects in material and workmanship for 90 days from the date of original purchase. Products covered under this Warranty include air compressors, air tools, service parts, pressure washers and generators.

All-Power America will repair or replace at All-Power America's sole option, products or components which have failed within the warranty period. Service will be scheduled according to the normal work flow and business hours at the service center location, and the availability of replacement parts. All decisions of All-Power America with regard to this limited warranty shall be final.

This warranty gives you specific legal rights, and you may also have other rights which vary from state to state.

#### RESPONSIBILITY OF ORIGINAL PURCHASER (Initial User):

To process a warranty claim on this product, DO NOT return item to the retailer. The product must be evaluated by an Authorized Warranty Service Center. For the location of the nearest Authorized Warranty Service Center contact the retailer or place of purchase.

Retain original cash register sales receipt as proof of purchase for warranty work.

Use reasonable care in the operation and maintenance of the product as described in the Owner's Manual(s).

Deliver or ship the product to the nearest Authorized Warranty Service Center.

Freight costs, if any, must be paid by the purchaser.

Air compressors with 60 and 80 gallon tanks will be inspected at the site of installation. Contact the nearest Authorized Warranty Service Center that provides on-site service calls for service call arrangements.

If the purchaser does not receive satisfactory results from the Authorized Warranty Service Center, the purchaser should contact All-Power America.

---

## Owner's Manual

---

### LIMITED WARRANTY (cont'd)

THIS WARRANTY DOES NOT COVER:

Merchandise sold as reconditioned, used as rental equipment, or floor or display models.

Merchandise that has become damaged or inoperative because of ordinary wear, misuse, cold, heat, rain, excessive humidity, freeze damage, use of improper chemicals, negligence, accident, failure to operate the product in accordance with the instructions provided in the Owner's Manual(s) supplied with the product, improper maintenance, the use of accessories or attachments not recommended by All-Power America, or unauthorized repair or alterations.

Repair and transportation costs of merchandise determined not to be defective.

Costs associated with assembly, required oil, adjustments or other installation and start-up costs.

Expendable parts or accessories supplied with the product which are expected to become inoperative or unusable after a reasonable period of use.

Merchandise sold by All-Power America which has been manufactured by and identified as the product of another company, such as gasoline engines. The product manufacturer's Warranty, if any, will apply.

ANY INCIDENTAL, INDIRECT OR CONSEQUENTIAL LOSS, DAMAGE, OR EXPENSE THAT MAY RESULT FROM ANY DEFECTS, FAILURE OR MALFUNCTION OF THE PRODUCT IS NOT COVERED BY THIS WARRANTY. Some states do not allow the exclusion, so it may not apply to you.

IMPLIED WARRANTIES, INCLUDING THOSE OF MERCHANTABILITY OR FITNESS FOR A PARTICULAR PURPOSE, ARE LIMITED TO ONE YEAR FROM THE DATE OF ORIGINAL PURCHASE. Some states do not allow limitations on how long an implied warranty lasts, so the above limitations may not apply.

All-Power America Inc.  
City Of Industry, CA 91745  
[www.allpoweramerica.com](http://www.allpoweramerica.com)  
All rights reserved