

Havahart® Spray Away Elite Sprinkler Repellent

Owner's Manual

Havahart® Total Yard Protection

Check out our other Havahart® brands online. Visit www.Havahart.com to learn more.



Critter Ridder® is a powerful, all-natural, multi-species animal repellent. The patented formula combines three different types of pepper to irritate the animal's sense of taste, smell and touch to drive them away from protected areas.



Deer Off® uses a Dual Deterrent System that repels deer, rabbits, and squirrels by odor and taste. The odor of putrescent egg mimics the scent of a dead animal, and the taste of garlic and capsaicin irritate the animal to stop it from feeding on your plants.



DeFence® stops rabbits and deer from eating your plants and garden. The scent of putrescent egg, mimics the scent of a dead animal, and signals a predator is nearby, causing the animal to flee the area.



www.Havahart.com

Get the latest news, expert tips, and deals!

Follow us on:



Owner's Manual

**Thank you for purchasing the
Havahart® Spray Away Elite Sprinkler Repellent!**

CONTENT	PAGE
Cautionary Reminders	2
How It Works	3
Components	4
Assembly Guide	5
Placement Guide	6
Sensitivity Guide	7
Adjusting Water Coverage	8
Troubleshooting	9
Warranty	10




Woodstream® Corporation
69 North Locust Street
Lititz, PA 17543
United States
www.Havahart.com

If you encounter any problems while assembling your Spray Away Elite, please refer to the Troubleshooting section or call us at 1.855.542.8242.


Cautionary Reminders

- ⚠ Transport Spray Away Elite by the base (bottom)—do not pick up Spray Away Elite by the head or neck.
- ⚠ Do not transport Spray Away Elite when *Water Basin* is full.
- ⚠ To prevent damage from freezing water, take Spray Away Elite inside when the temperature drops below 32°F.
- ⚠ Empty *Water Basin* when stored.
- ⚠ Use hose/tap water—distilled water will not activate the low water sensor.
- ⚠ Dust, dirt or hard water can limit sensitivity – keep *Infrared Sensor* clean by wiping gently with a damp cloth.
- ⚠ Clean *Solar Panel*.
- ⚠ Avoid touching *Solar Panel* as it may get hot.
- ⚠ A maximum sensitivity level is more prone to have repeated/erroneous sprays.
- ⚠ To minimize false triggers, avoid pointing Spray Away Elite at moving water, windy areas and moving vehicles.
- ⚠ Spray Away Elite may frighten small birds.


CARRY FROM BOTTOM!



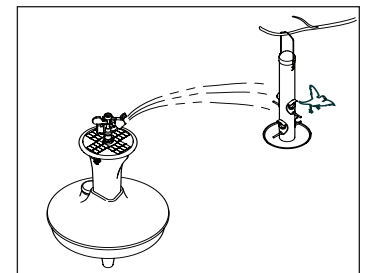
DO NOT PICK UP BY HEAD OR NECK!



SOLAR PANEL MAY BE HOT!



MAY FRIGHTEN BIRDS!

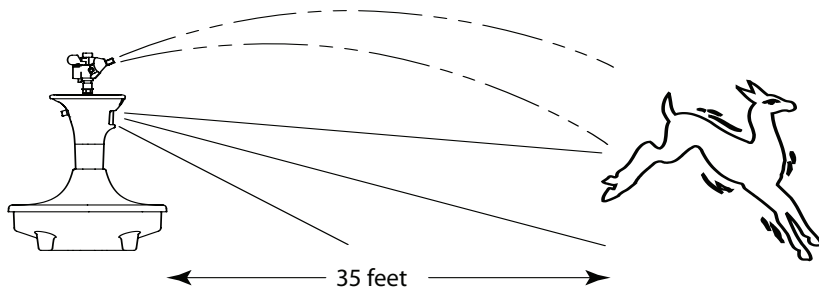


How It Works

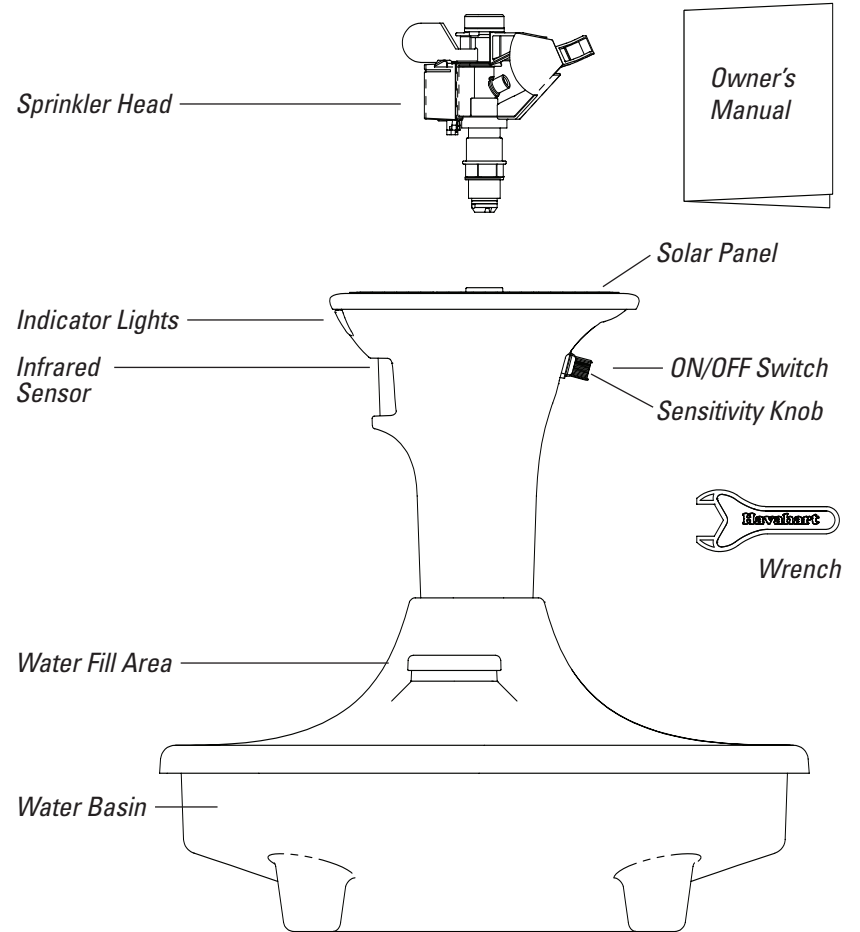
Havahart® Spray Away Elite Sprinkler Repellent provides an innovative, humane way to keep unwanted animals out of your yard and garden. Sensing animals of all sizes, Spray Away Elite provides an environmentally-friendly and safe alternative to chemical repellents and electric fences. Spray Away Elite uses an infrared sensor to detect the animal, and then deploys a burst of water combined with unexpected noise and motion to create a safe and effective deterrent.

Best of all, Spray Away Elite does not use an attached garden hose—making it portable and easy to use! Instead of a hose, it utilizes a water basin that holds 3.5 gallons of water and lasts for approximately 35 activations.

Spray Away Elite is powerful enough to protect up to 1000 square feet while detecting motion 35 feet in front of the unit. Whether you have a deer or rabbit snacking on plants, or a heron stealing fish from your pond, the versatile Spray Away Elite will condition these critters to find lunch elsewhere!



Components

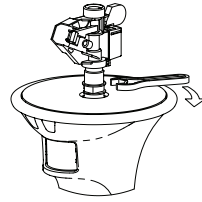


Missing Something? Call us at 1.855.542.8242!

Assembly Guide

1. Attach the Sprinkler Head

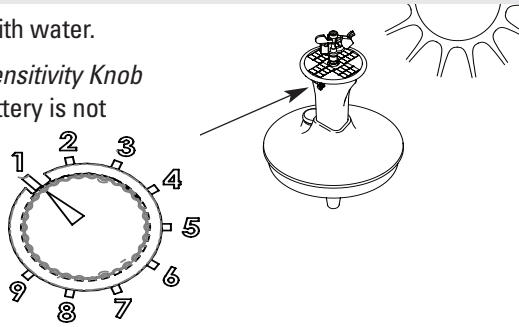
- Attach the *Sprinkler Head* by hand to the top of the *Solar Panel*.
- Using the *Wrench* supplied, fully tighten the *Sprinkler Head* by turning the *Wrench* clockwise until it is firmly secured.



Note: Wrench will slip off sprinkler head when fully tightened. You will not be able to over-tighten sprinkler head.

2. Charge Spray Away Elite

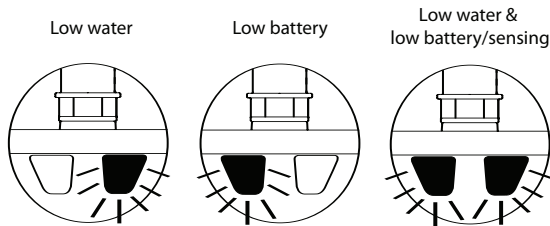
- Place outside in full sun— do not fill with water.
- Turn Spray Away Elite ON and turn *Sensitivity Knob* to the lowest setting to ensure the battery is not drained while charging.
- Charge for 5 hours.



- Note:** Spray Away Elite can charge for more than 5 hours—battery will not overcharge.
- * Do not fill the *Water Basin* with water during initial charge to ensure the unit fully charges.
 - * To prevent damage from freezing water, take Spray Away Elite inside when the temperature drops below 32°F.

3. Do Not be Alarmed if Indicator Lights Flash

INDICATOR LIGHTS GUIDE

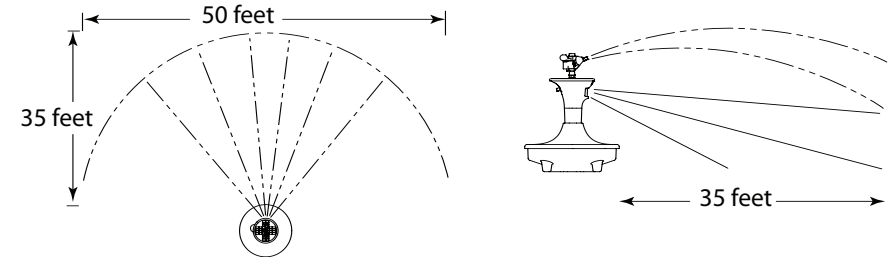


Placement Guide

1. Find the Ideal Location

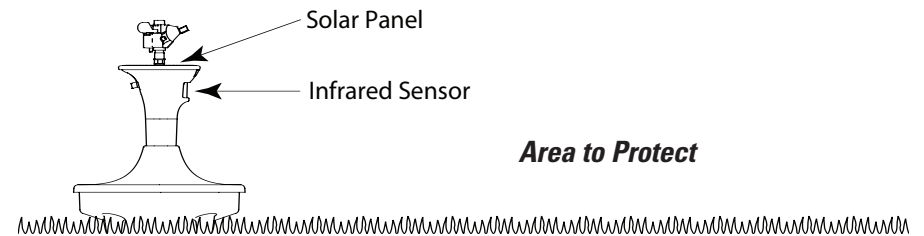
Place Spray Away Elite in area in which animals will cross the Detection Range.

Detection Range



2. Determine the Best Position

Place the unit so that the *Solar Panel* is level to the ground, and the *Infrared Sensor* is facing the area to be protected.



Area to Protect

Sensitivity Guide

1. Setting the Sensitivity

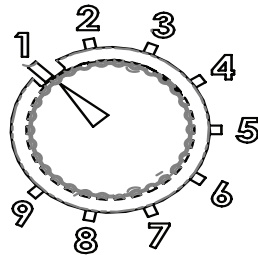
- Using the Suggested Settings Chart, adjust the *Sensitivity Knob* accordingly.

SUGGESTED SETTINGS CHART

Animal Size	10 ft.	20 ft.	30 ft.
Small	6-7	7-9*	
Medium	3-4	5-6	7-9
Large	2-3	4-5	6-9

* Some small animals may not be seen at this distance

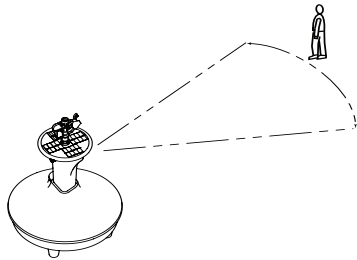
SENSITIVITY KNOB



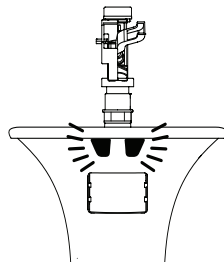
2. Testing the Sensitivity

- Make sure you wait 30 seconds before moving in front of the sensor.*
- Start outside your desired coverage area and walk across path in front of Spray Away Elite.
- Spray Away Elite's *Indicator Lights* will illuminate for 3 seconds when it senses you. Repeat this process until you are satisfied with Spray Away Elite's coverage area.

DETERMINE COVERAGE AREA



INDICATOR LIGHTS FLASH WHEN SENSING



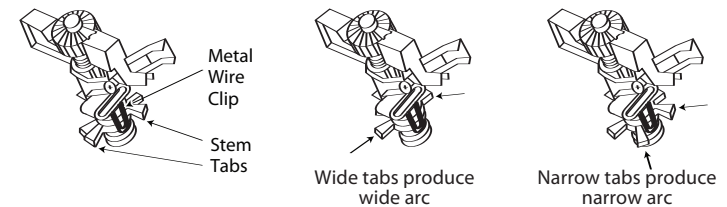
Note: Spray Away Elite will reset for 8 seconds between activations and will not detect.

* If you move in front of the *Infrared Sensor* immediately after you turn Spray Away Elite on, start-up will be delayed.

Adjusting Water Coverage


1. Position Stem Tabs to Adjust Sprinkler Travel

- Set the sprinkler's spray pattern to direct the water towards the desired protection area.




2. Adjust the Water Spray

Maximum



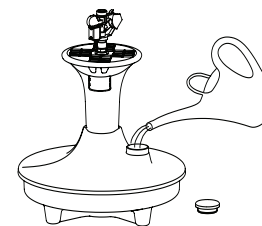
Clockwise increases spray distance

Minimum



Counter-clockwise reduces spray distance

3. Start Repelling!


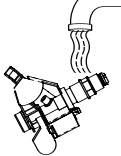
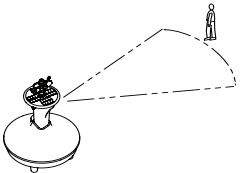








- Turn the unit OFF, then fill the *Water Basin* with tap/hose water.
- Fill *Water Basin* to the top of the *Water Fill Area*. Spray Away Elite holds approximately 3.5 gallons of water. Do not feed hose into unit.
- Stand behind the *Infrared Sensor* and turn the unit ON.
- Wave your hand in front of the *Infrared Sensor* to activate Spray Away Elite and ensure the arc and distance fit your needs.

Note: To empty, tilt unit slightly and drain water from *Water Basin*. One full *Water Basin* will last for approximately 35 sprays.

Troubleshooting

If you encounter any problems with *Spray Away Elite*, please call us at 1.855.542.8242.

Problem	Solutions	Illustration
Spray Away Elite does not 'see' animals	Re-aim Spray Away Elite and clean the <i>Infrared Sensor</i> with a soft damp cloth.	
Spray Away Elite leaks water through its Sprinkler Head	Debris is lodged in the <i>Sprinkler Head</i> —remove <i>Sprinkler Head</i> and run under water to dislodge the debris.	
Unit is activating when no animal is present	Spray Away Elite is sensing movement. Re-test the sensing area as explained in the instructions on page 7.	
Low Water Indicator Light 	Turn unit OFF, then fill the basin with hose/tap water. Turn unit back ON.	
Low Battery Indicator Light 	Place in full sun for 2-3 hours to recharge—make sure to turn unit ON and <i>Sensitivity Knob</i> down while charging. May take up to 24 hours+ in overcast conditions. Note: Make sure <i>Solar Panel</i> is free of debris. Wipe <i>Solar Panel</i> with damp cloth to clean.	
Low Water & Low Battery Indicator Lights 	Turn unit ON and <i>Sensitivity Knob</i> down—recharge in full sun for 2-3 hours. Repeat Placement and Setting the Sensitivity instructions on pages 6-7.	

Warranty

This warranty, (2) year from the purchase of the unit, is extended only to the original purchaser/user of products.

Woodstream Corp. warrants its products to be free from defects in materials and workmanship for the warranty period by the original purchaser/user.

For warranty service, please contact our Customer Service (855) 542-8242. Please indicate the nature of the defect.

If Woodstream Corp. determines there may be a defect, Woodstream Corp. will issue a Return Goods Authorization (RGA) number. The defective unit or parts must be returned for warranty inspection using the RGA number, when applicable, as identification within (30) days of return authorization date. DO NOT return products to our factory without our prior consent, as they, as well as C.O.D. shipments will be refused. Woodstream Corp., at its option, shall replace the unit, replace the defective part(s) and return such unit to you. Woodstream Corp.'s sole obligation and your exclusive remedy under this warranty shall be limited to such replacement.

Limitations and Exclusions: The warranty shall not apply to problems arising from normal wear, or failure to adhere to the enclosed instructions. In addition, the foregoing warranty shall not apply to serial numbered products if the serial number has been removed or defaced; products subject to negligence, accident, improper operation, maintenance or storage; products damaged by circumstances beyond Woodstream Corp.'s control; or products modified (including, but not limited to modifications through the use of unauthorized parts or attachments) or repaired by anyone other than Woodstream Corp. or its designee.

The foregoing warranty is exclusive and in lieu of all other warranties, express or implied, including without limitation the implied warranties of merchantability and fitness for a particular purpose. It shall not extend beyond the duration of the express warranty provided herein, and the remedy for violations of any warranty shall be limited to repair or replacement of the defective product pursuant to the terms contained herein. Woodstream Corp. shall not be liable for any consequential or incidental damages whatsoever.

This warranty gives you specific legal rights and you may also have other legal rights which may vary based on location.

Register your product online at: www.Havahart.com