


---

# Load Release RoadMag Instructions


*Mount unit level with ground (1-1/2" - 3" from surface)*



chains not included



clamps to forklift




forklift release

The Load Release RoadMag is assembled and ready for use. Just insert the eyebolts and tighten them onto the fork mounts, and you're ready to start cleaning up magnetic debris.

## **OPERATING INSTRUCTIONS:**

Speed of travel and mounting height affect the RoadMag's performance. The recommended operating speed is 2-4 mph; depending on terrain and the type of objects the unit is "sweeping". Even the most powerful magnets will fail to attract steel objects if the operator is driving too fast.

Simply lift the handle to release the load. NOTE: Some magnetic objects may have to be removed manually from the unit's base if the handle feels like it's locked in place.



Model RL-84

## **MODEL RL-84:**

The RL-84 model features two sets of internal magnets, so there is less effort used in releasing debris from this unit.

Simply lift up on each set of handles and let steel objects fall from each half of magnet.

## **CAUTION:**

To avoid damaging the sweepers internal magnet:  
do not drop or bang the unit against hard surfaces.

---