



Model DIG-U4 & DIG/S-U4 Drop-in Cooking Grate for Backyard Fire Pits

SPECIFICATION BULLETIN
#SPC-FR-066
REV. 12-18



Model DIG-U4 Drop-in Cooking Grate. Shown with round fire pit constructed of landscaping stones without an insert.



Model DIG-U4
Drop-in Cooking Grate.



Model DIG/S-U4
Stainless steel drop-in cooking grate.



Model DIG-U4 Drop-in Cooking Grate lifts out of the fire pit. Enjoy an unobstructed view of the fire or take it with you on camping trips.

FEATURES

- **Cooking grate fits 27-31 inch diameter round fire pits or 23-27 inch inside dimension square fire pits**
- **Two handles for lifting the grate**
- **Quality construction throughout**

SPECIFICATIONS:

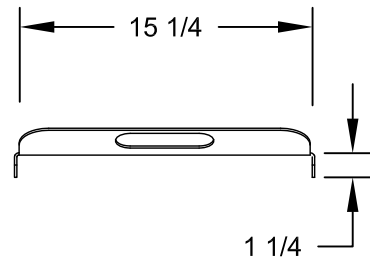
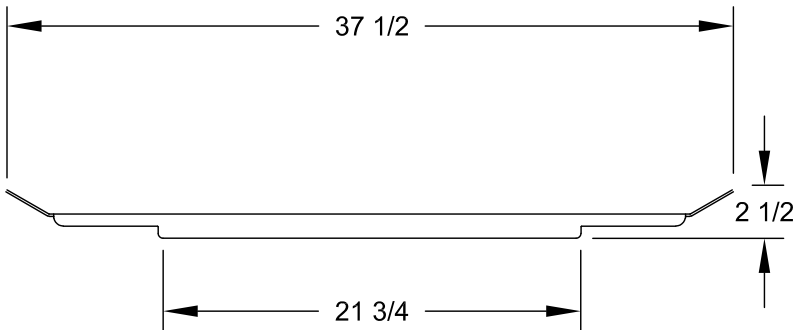
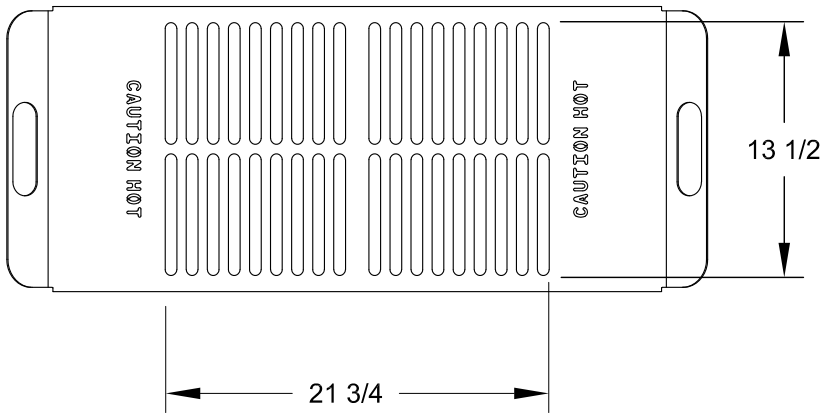
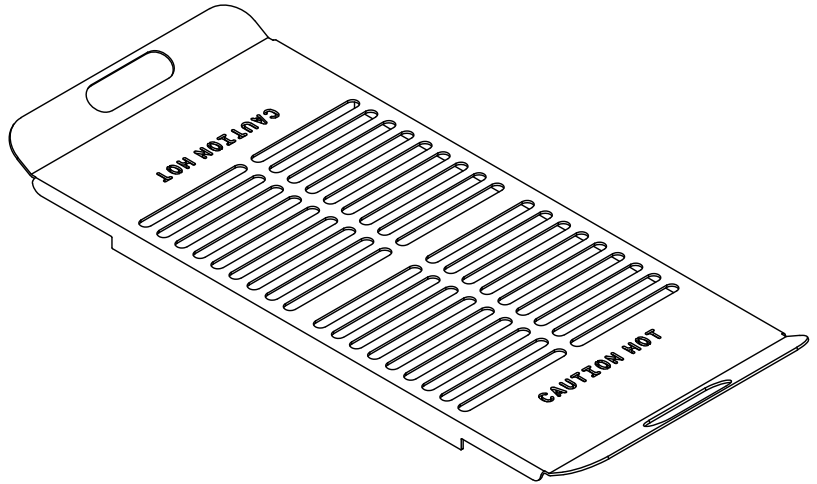
- **Model DIG-U4 & DIG/S-U4 Drop-in Cooking Grate** is a removable cooking grate designed to fit a variety of fire pits with or without steel inserts.
- The grate will fit inside:
 - **Round fire pits** with an inside diameter of 27-31 inches.
 - **Square fire pits** with an inside dimension of 23-27 inches.
- A steel insert is not required, but the grate will work equally well with inserts with the correct inside dimensions.
- **Model DIG-U4**
 - Grate is laser cut from 10 ga. steel.
 - Entire unit is finished in high temperature, heat resistant, nontoxic black enamel paint.
- **Model DIG/S-U4**
 - Grate is laser cut from 11 ga. stainless steel.
 - Not painted.
- Overall dimension are 37-1/2" x 15-1/4" x 2-1/2". Grate provides 328 square inches of cooking area.
- **No Assembly Required.**
- **Ships in one box.**
 - Weight: DIG-U4 = 18 lbs.
 - DIG/S-U4 = 16 lbs.
 - Dimensions: 15-3/4"W x 38"L x 3-1/2"H.



Content of the box

RJThomas Mfg. Co., Inc.

PO Box 946 • Cherokee, IA 51012-0946 • PH: 712-225-5115 • 800-762-5002 • FAX: 712-225-5796
E-Mail: customerservice@rjthomas.com © 2018 RJThomas Mfg. Co., Inc.



ALL DIMENSIONS IN INCHES

RJThomas
Mfg. Co., Inc.
 P.O. Box 946
 Cherokee, IA 51012

TITLE MODEL DIG-U4 OR DIG/S-U4 DROP-IN COOKING GRATE FOR
 BACKYARD FIRE PITS

DRAWN BY	JGJ
DATE	12-13-18
DWG. NO.	AI-3002