

Specification

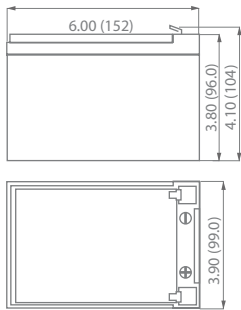
Nominal Voltage	12 volts		
Nominal Capacity	77° F (25° C)		
20-hr. (0.60A)	12.0 Ah		
10-hr. (1.08A)	10.8 Ah		
5-hr. (1.92A)	9.60 Ah		
1-hr. (7.20A)	7.20 Ah		
Approximate Weight	8.16 lbs (3.7 kg)		
Internal Resistance (approx.)	20mΩ		
Shelf Life (% of normal capacity at 68° F (20° C))			
3 Months	6 Months	12 Months	
91%	83%	64%	
Temperature Dependency of Capacity	(20 hour rate)		
104° F (40°C)	77° F (25°C)	32° F (0°C)	5° F (-15°C)
102%	100%	85%	65%
AGM Operational Temperature			
Charge	32°F to 104°F (0°C to 40°C)		
Discharge	5°F to 113°F (-15°C to 45°C)		
AGM Storage Temperature	5°F to 104°F (-15°C to 40°C)		



Due to continuous improvements to our products, product may vary slightly from depiction.

Charge Method (Constant Voltage)		
Cycle Use (Repeating Use)		
Initial Current	3.6 A or smaller	
Control Voltage	14.6-14.8 V	
Float Use		
Control Voltage	13.6-13.8 V	

Physical Dimensions: in (mm)



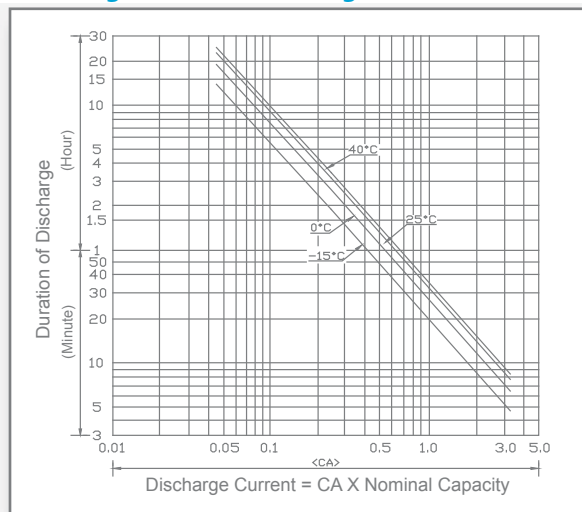
L: 6.00 in (152 mm)
W: 3.90 in (99.0 mm)
H: 3.80 in (96.0 mm)
TH: 4.10 in (104 mm)
 Tolerances are +/- 0.04 in. (+/- 1mm) and +/- 0.08 in. (+/- 2mm) for height dimensions. All data subject to change without notice.

Terminals

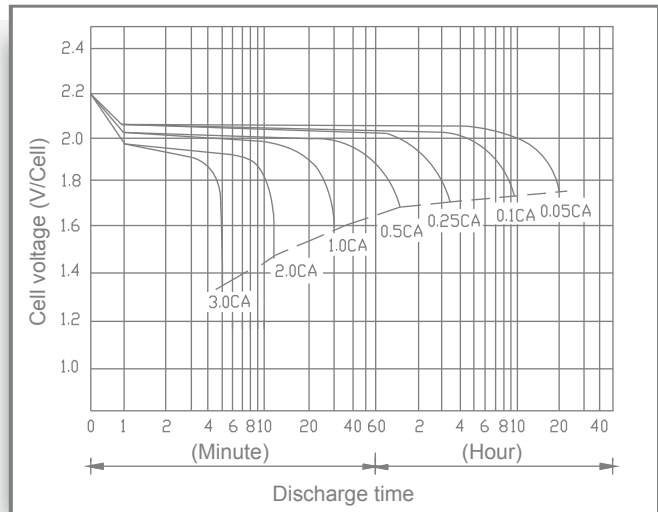


Type	L	W	w	T
F2	7.9 mm 0.31 in	6.4 mm 0.25 in	8.2 mm 0.32 in	.8 mm 0.03 in

Discharge Time vs. Discharge Current



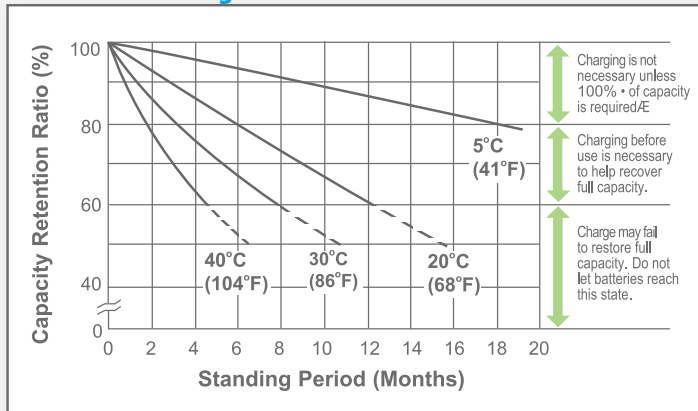
Discharge Characteristics



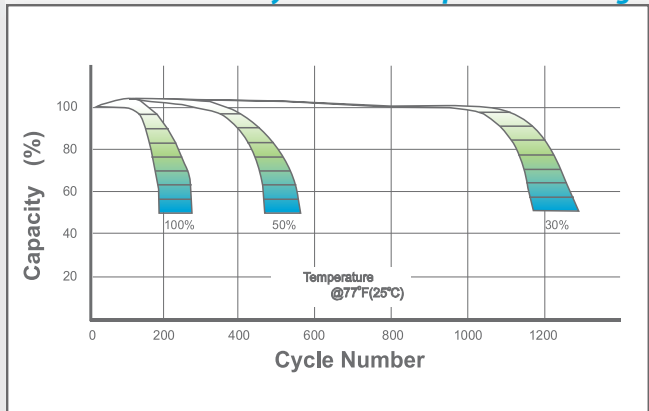
UB12120

Maintenance-Free

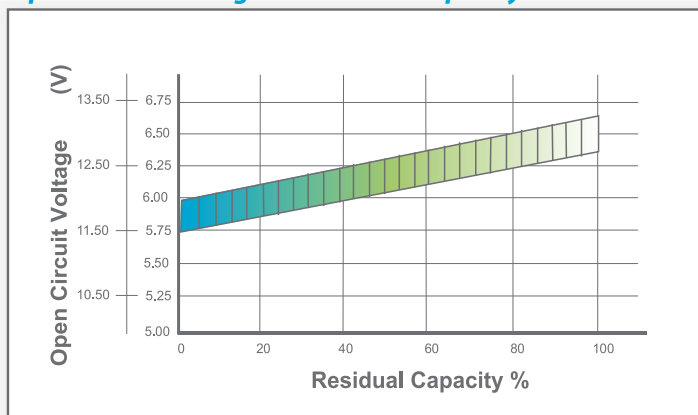
Shelf Life & Storage



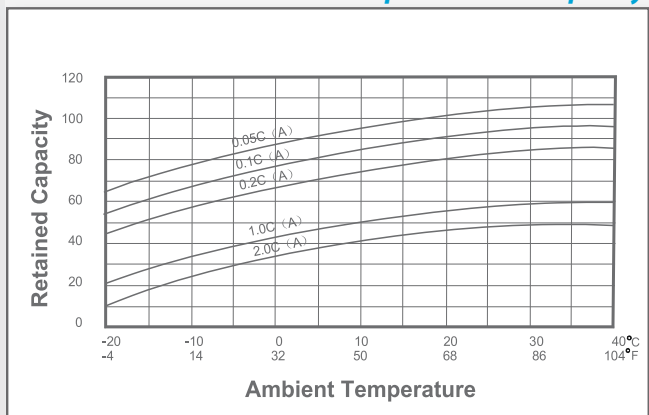
Cycle Life vs Depth of Discharge



Open Circuit Voltage vs Residual Capacity



Effect of Temperature on Capacity



Charge Current & Final Discharge Voltage

Application	Charge Voltage(V/Cell)			Max.Charge Current	Final Discharge Voltage V/Cell	1.75	1.70	1.60	1.30
	Temperature	Set Point	Allowable Range						
Cycle Use	25°C(77°F)	2.45	2.43~2.47	0.30C	Discharge Current(A)	0.2C>(A)	0.2C<(A)<0.5C	0.5C<(A)<1.0C	(A)>1.0C
Standby	25°C(77°F)	2.28	2.27~2.30						