

Assembly Instructions

UCL00-S0002

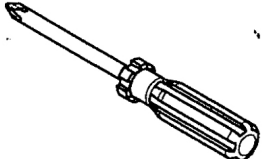



For questions or concerns, please call **1-800-424-0422**
Fill our warranty claim form on **www.toter.com** if any issues

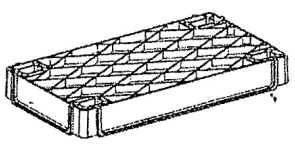
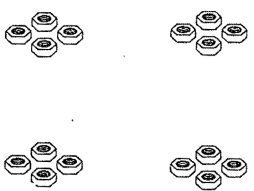
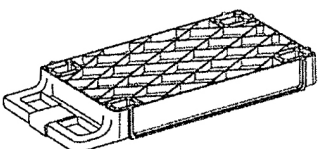
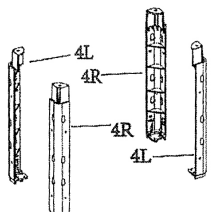
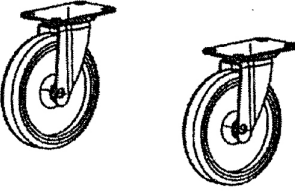


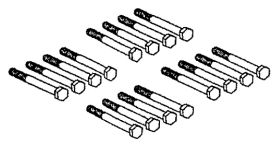

Caution: Read all instructions and safety tips before using this product.

Toter[®]
Built for Extremes[®]

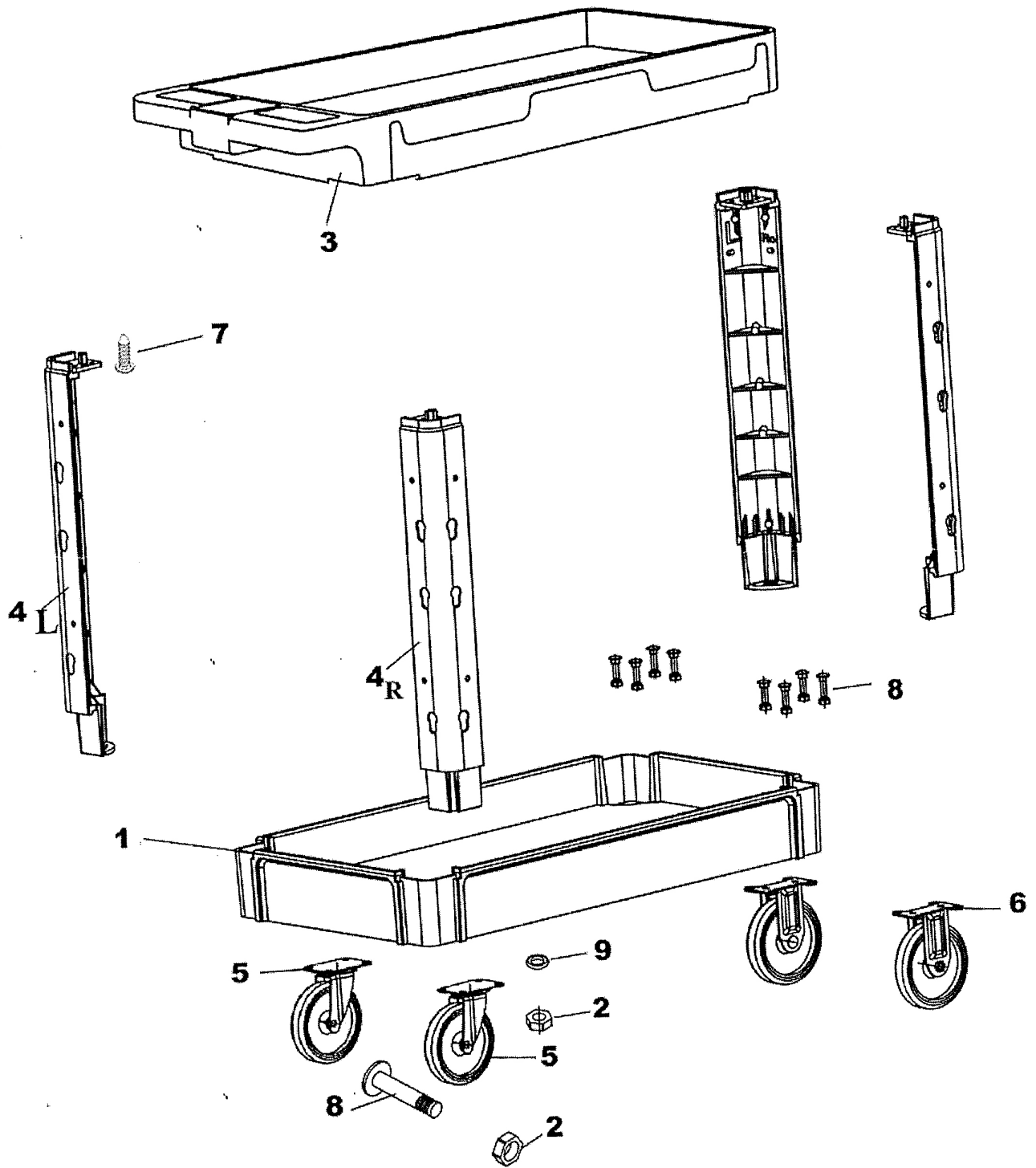
Tools required for installation

Philips Screwdriver	Rubber Mallet		
			

Parts List

1 - Bottom tray	2 - 8mm Nut	3 - Top tray	4 - Side columns
			
5 - Lockin wheel	6 - Non lockin wheel	7 - M6 Screw	8 - M8 Bolts
			
9 - Spring washer			
			

Exploded Cart Diagram



Important Safety Information.

WARNING!

- Read and understand all instructions. Failure to follow all instructions may result in serious injury or property damage.
- The warnings, cautions, and instructions in this manual cannot cover all possible conditions or situations that could occur. Exercise common sense and caution when using this tool. Always be aware of the environment and ensure that the tool is used in a safe and responsible manner.
- Do not allow persons to operate or assemble the product until they have read this manual and have developed a thorough understanding of how it works.
- Do not modify this product in any way. Unauthorized modification may impair the function and/or safety and could affect the life of the product. There are specific applications for which the product was designed.
- Use the right tool for the job. DO NOT attempt to force small equipment to do the work of larger industrial equipment. There are certain applications for which this equipment was designed. This product will .pe safer and do a better job at the capacity for which it was intended. DO NOT use this equipment for a purpose for which it was not intended.
- Industrial or commercial applications must follow OSHA requirements.

WARNING!

- Inspect the work area before each use. Keep work area clean, dry, free of clutter, and well lit. Cluttered, wet, or dark work areas can result in injury. Using the product in confined work areas may put you dangerously close to other cutting tools and rotating parts.
- Keep children and bystanders away from the work area while operating the cart. Do not allow children to handle the product.

WARNING!

- Stay alert, watch what you are doing, and use common sense when operating the cart. Do not use the cart while you are tired or under the influence of drugs, alcohol, or medication. A moment of inattention while operating the tool may result in serious personal injury.
- Dress properly. Do not wear loose clothing, dangling objects, or jewelry. Keep your hair, clothing and gloves away from moving parts. Loose clothes, jewelry, or long hair can be caught in moving parts.
- Wear the proper personal protective equipment when necessary. Use ANSI 287.1 compliant safety goggles (not safety glasses) with side shields, or when needed, a face shield, Use a dust mask in dusty work conditions. Also use non-skid safety shoes, hardhat, gloves, dust collection systems, and hearing protection when appropriate. This applies to all persons in the work area.
- Do not overreach. Keep proper footing and balance at all times .
- Do not use the cart when tired or under the influence of drugs, alcohol or medication .

CAUTION!

Light Use And Care

- Do not force the product. Products are safer and do a better job when used in the manner for which they are designed. Plan your work, and use the correct product for the job.
- Check for damaged parts before each use. Carefully check that the product will operate properly and perform its intended function. Replace damaged or worn parts immediately. Never operate the product with a damaged part.
- Store the product when it is not in use. Store it in a dry, secure place out of the reach of children. Inspect the tool for good working condition prior to storage and before re-use .

Specific Operation Warnings

WARNING!

- Do not exceed the rated load capacity of 500 lbs.
- Be aware of dynamic loading. A sudden loading movement may briefly create an excess load causing product failure.
- Do not allow riders.
- Use only on a hard level surface.
- Inspect before each use. Do not use if parts are damage

WARNING!

- This product may contain chemicals known to the State of California to cause cancer, birth defects or other reproductive harm.